

Property Overview

Apr 1, 2022 - Mar 31, 2023

Metrics

Dardenne Crossing

3029 Highway K, O'Fallon, MO 63368

Visits	785.4K	Avg. Dwell Time	38 min
Visits / sq ft	11.65	Panel Visits	33.5K
Size - sq ft	67.4K (GLA)	Visits YoY	-5.1%
Visitors	145.4K	Visits Yo2Y	-3.2%
Visit Frequency	5.4	Visits Yo3Y	-5.2%

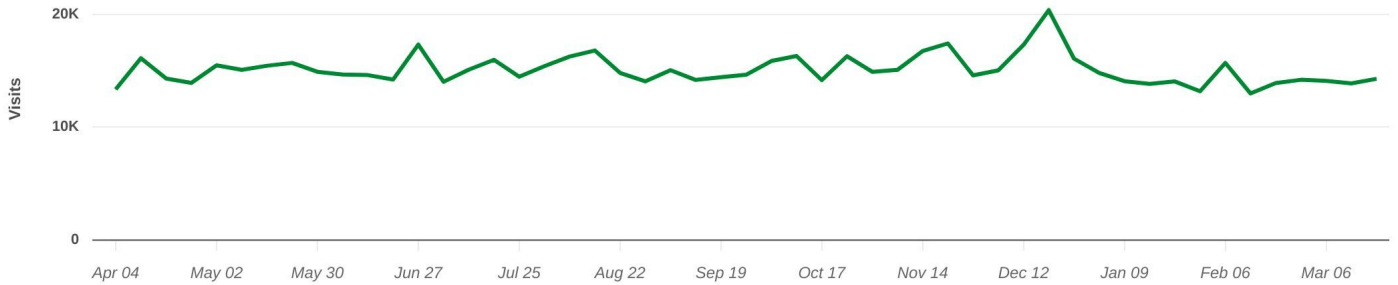
Apr 1st, 2022 - Mar 31st, 2023
Data provided by Placer Labs Inc. (www.placer.ai)



Visits Trend

Dardenne Crossing

Highway K, O'Fallon, MO



Weekly | Visits | Apr 1st, 2022 - Mar 31st, 2023
Data provided by Placer Labs Inc. (www.placer.ai)

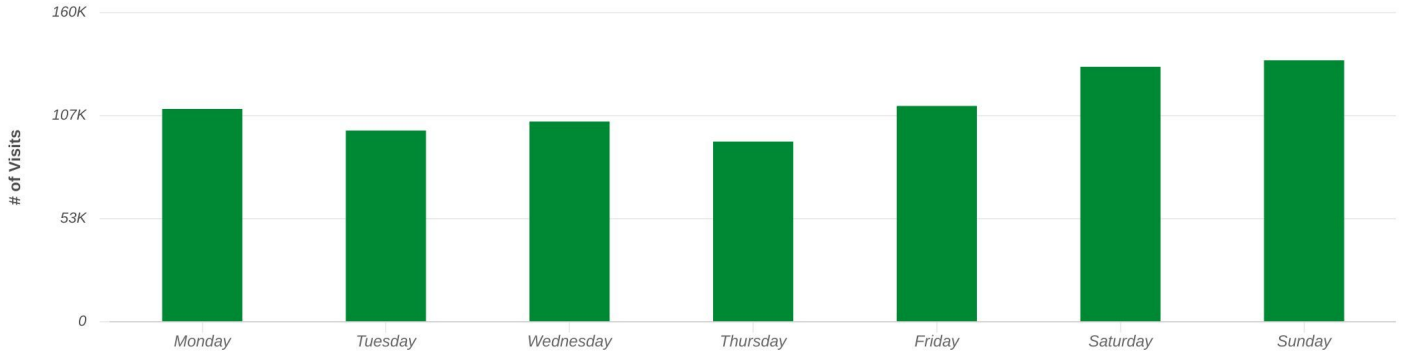


Property Overview

Apr 1, 2022 - Mar 31, 2023

Daily Visits

Dardenne Crossing
3029 Highway K, O'Fallon, MO 63368

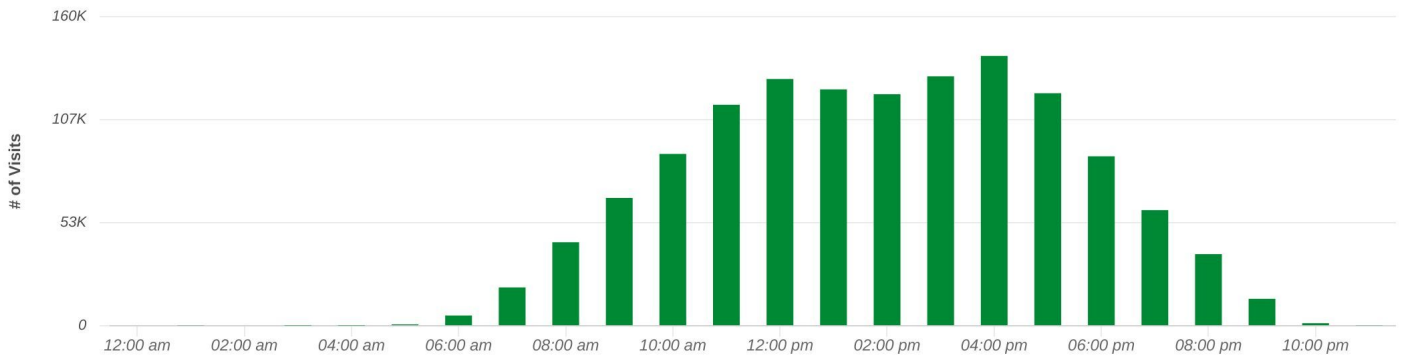


Visits | Apr 1st, 2022 - Mar 31st, 2023
Data provided by Placer Labs Inc. (www.placer.ai)



Hourly Visits

Dardenne Crossing
3029 Highway K, O'Fallon, MO 63368



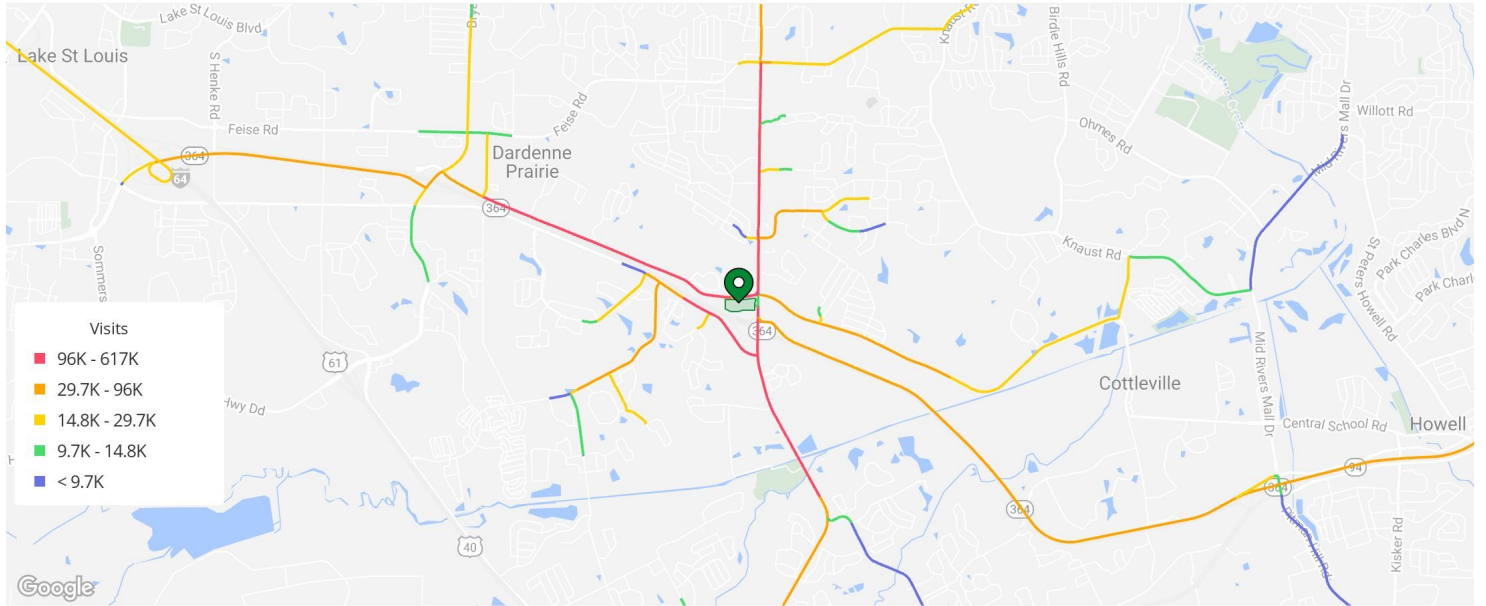
Visits | Apr 1st, 2022 - Mar 31st, 2023
Data provided by Placer Labs Inc. (www.placer.ai)



Property Overview

Apr 1, 2022 - Mar 31, 2023

Visitor Journey - Routes



To protect individual privacy, the beginning points shown for each route are approximations and do not represent actual home locations.

Journey Direction: To Property | Apr 1st, 2022 - Mar 31st, 2023
Data provided by Placer Labs Inc. (www.placer.ai)

