

Property Overview

Aug 1, 2022 - Jul 31, 2023

Metrics

Dardenne Crossing

3029 Highway K, O'Fallon, MO 63368

Visits	783.9K	Avg. Dwell Time	37 min
Visits / sq ft	11.63	Panel Visits	35.4K
Size - sq ft	67.4K (GLA)	Visits YoY	+1%
Visitors	148.8K	Visits Yo2Y	-4.1%
Visit Frequency	5.27	Visits Yo3Y	-4.9%

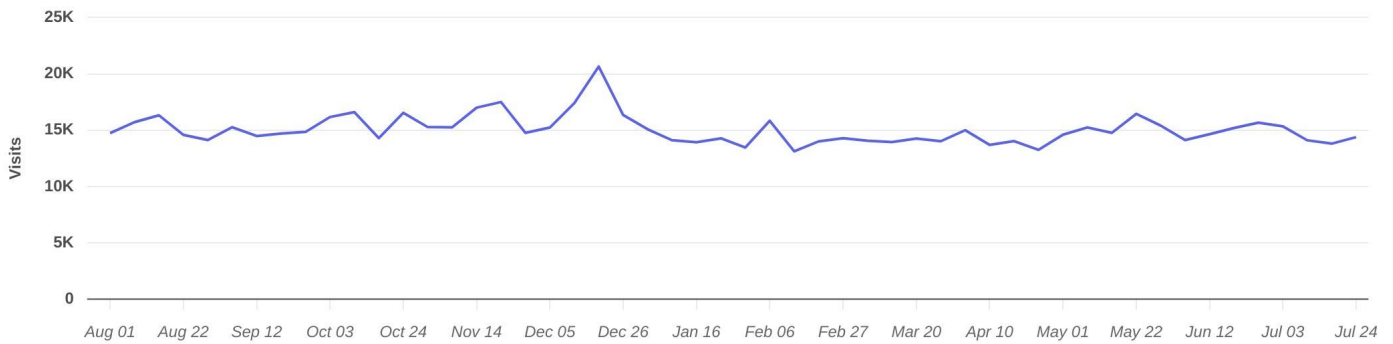
Aug 1st, 2022 - Jul 31st, 2023
Data provided by Placer Labs Inc. (www.placer.ai)



Visits Trend

Dardenne Crossing

Highway K, O'Fallon, MO



Weekly | Visits | Aug 1st, 2022 - Jul 31st, 2023
Data provided by Placer Labs Inc. (www.placer.ai)

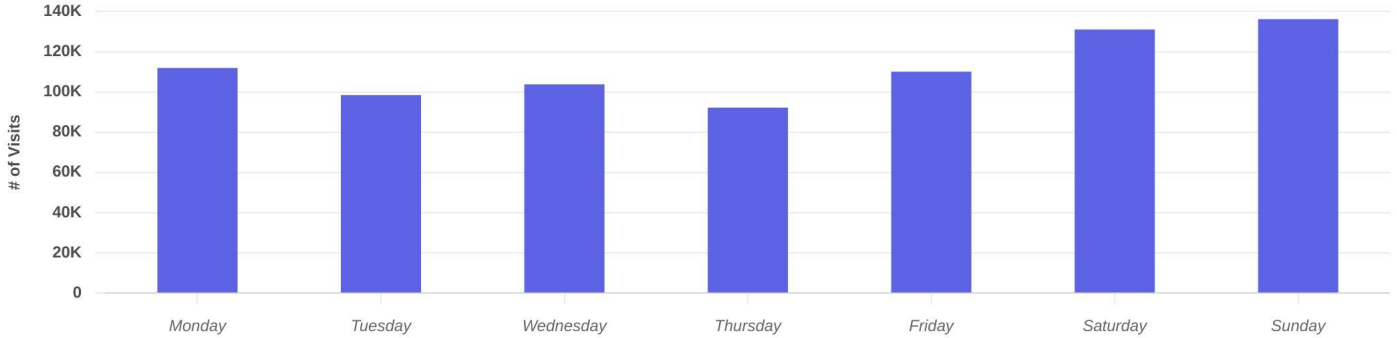


Property Overview

Aug 1, 2022 - Jul 31, 2023

Daily Visits

Dardenne Crossing
3029 Highway K, O'Fallon, MO 63368

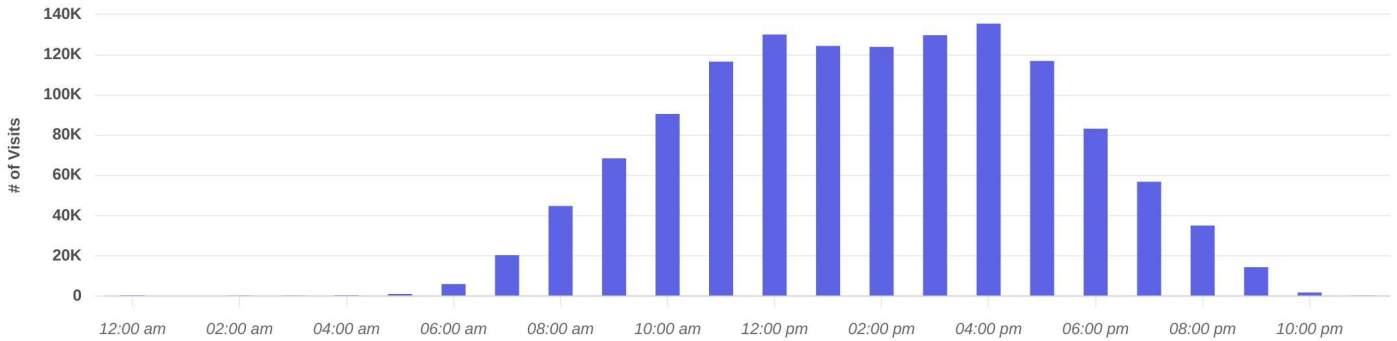


Visits | Aug 1st, 2022 - Jul 31st, 2023
Data provided by Placer Labs Inc. (www.placer.ai)



Hourly Visits

Dardenne Crossing
3029 Highway K, O'Fallon, MO 63368



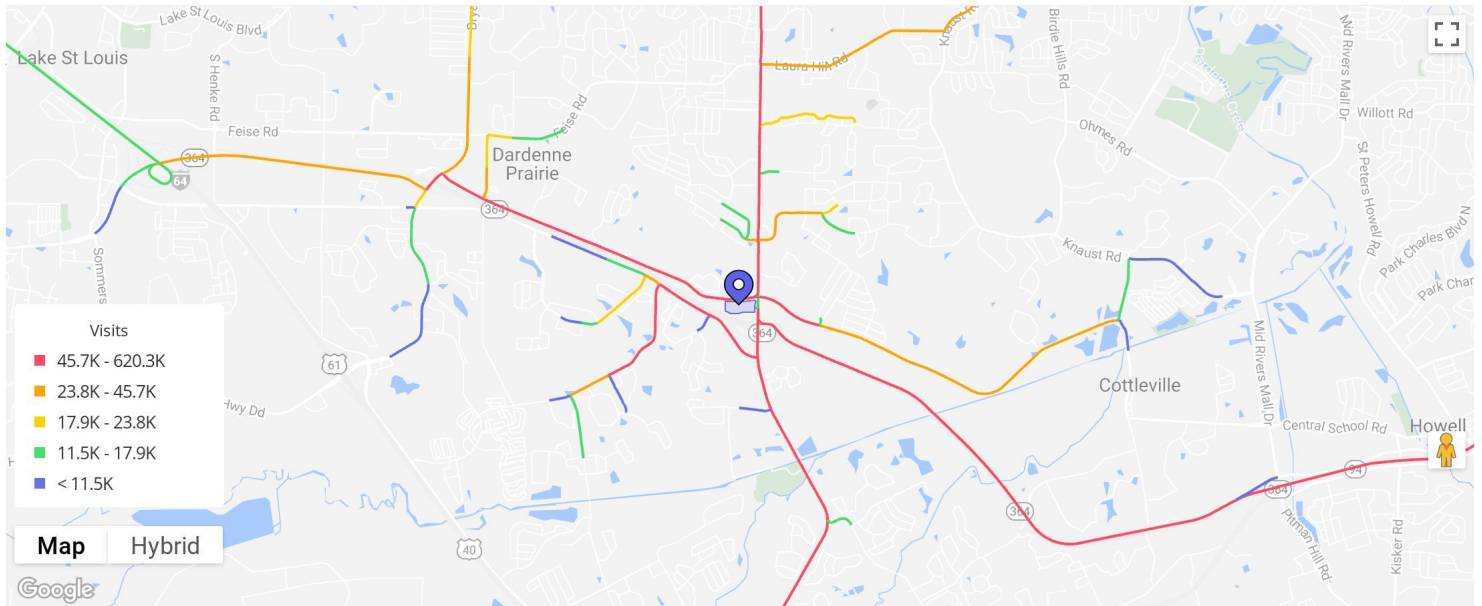
Visits | Aug 1st, 2022 - Jul 31st, 2023
Data provided by Placer Labs Inc. (www.placer.ai)



Property Overview

Aug 1, 2022 - Jul 31, 2023

Visitor Journey - Routes



To protect individual privacy, the beginning points shown for each route are approximations and do not represent actual home locations.

Journey Direction: To Property | Aug 1st, 2022 - Jul 31st, 2023
Data provided by Placer Labs Inc. (www.placer.ai)

