

Property Overview

Apr 1, 2022 - Mar 31, 2023

Metrics

Kiener Plaza Park

601 Market St, St. Louis, MO 63101

Visits	587.1K	Avg. Dwell Time	116 min
Visits / sq ft	4.24	Visits YoY	-13.6%
Size - sq ft	138.3K	Visits Yo2Y	+32.5%
Visitors	357.3K	Visits Yo3Y	-49.4%
Visit Frequency	1.64		

Apr 1st, 2022 - Mar 31st, 2023
Data provided by Placer Labs Inc. (www.placer.ai)



Visits Trend

Kiener Plaza Park

Market St, St. Louis, MO



Weekly | Visits | Apr 1st, 2022 - Mar 31st, 2023
Data provided by Placer Labs Inc. (www.placer.ai)

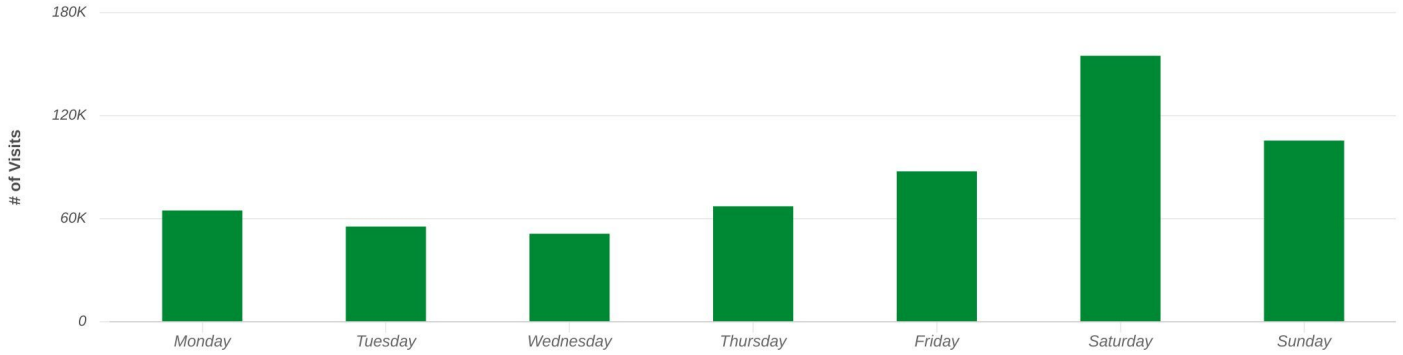


Property Overview

Apr 1, 2022 - Mar 31, 2023

Daily Visits

Kiener Plaza Park
601 Market St, St. Louis, MO 63101

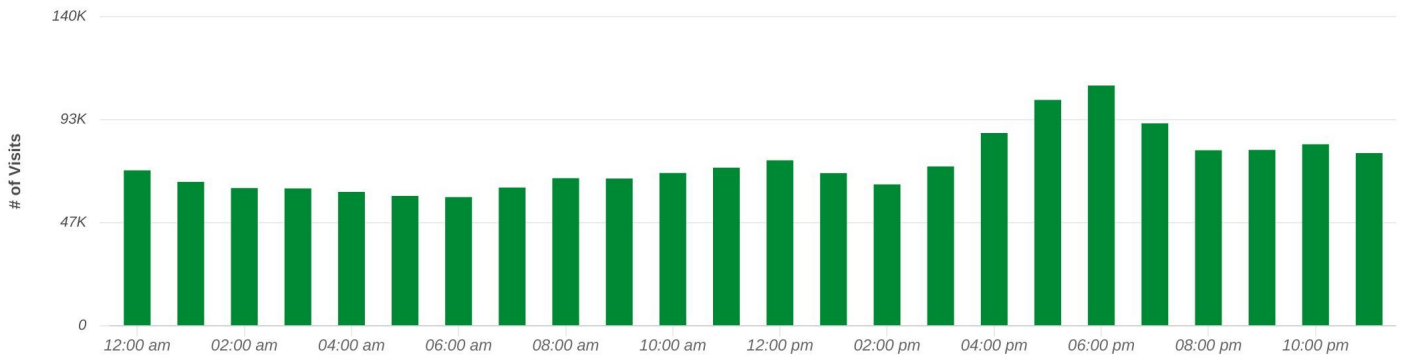


Visits | Apr 1st, 2022 - Mar 31st, 2023
Data provided by Placer Labs Inc. (www.placer.ai)



Hourly Visits

Kiener Plaza Park
601 Market St, St. Louis, MO 63101



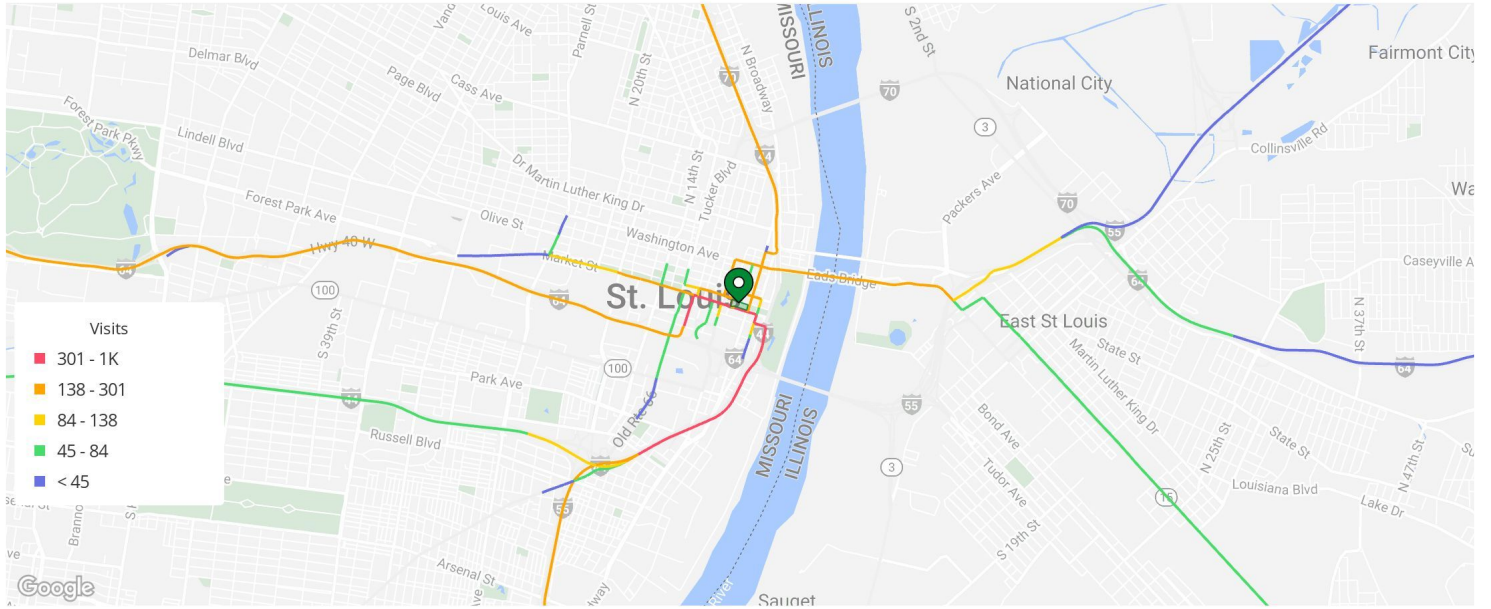
Visits | Apr 1st, 2022 - Mar 31st, 2023
Data provided by Placer Labs Inc. (www.placer.ai)



Property Overview

Apr 1, 2022 - Mar 31, 2023

Visitor Journey - Routes



To protect individual privacy, the beginning points shown for each route are approximations and do not represent actual home locations.

Journey Direction: To Property | Apr 1st, 2022 - Mar 31st, 2023
Data provided by Placer Labs Inc. (www.placer.ai)

