



Property Overview

Jan 1 - Dec 31, 2024

Metrics

Kirkwood Commons
1042 S Kirkwood Rd, Kirkwood, MO 63122

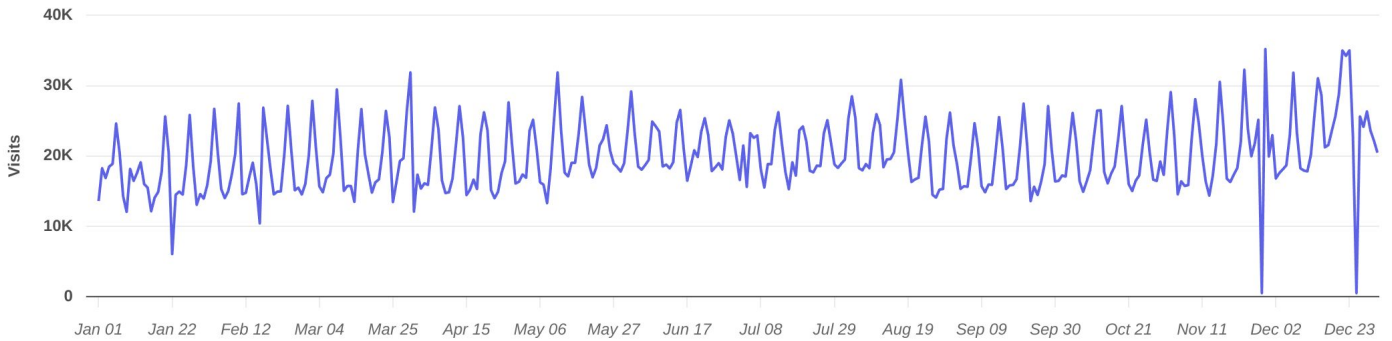
Visits	7.3M	Avg. Dwell Time	41 min
Visits / sq ft	14.75	Panel Visits	401.4K
Size - sq ft	494K (GLA)	Visits YoY	+4%
Visitors	1.4M	Visits Yo2Y	+11%
Visit Frequency	5.4	Visits Yo3Y	+9.8%

Jan 1st, 2024 - Dec 31st, 2024
Data provided by Placer Labs Inc. (www.placer.ai)



Visits Trend

Kirkwood Commons
S Kirkwood Rd, Kirkwood, MO



Daily | Visits | Jan 1st, 2024 - Dec 31st, 2024
Data provided by Placer Labs Inc. (www.placer.ai)



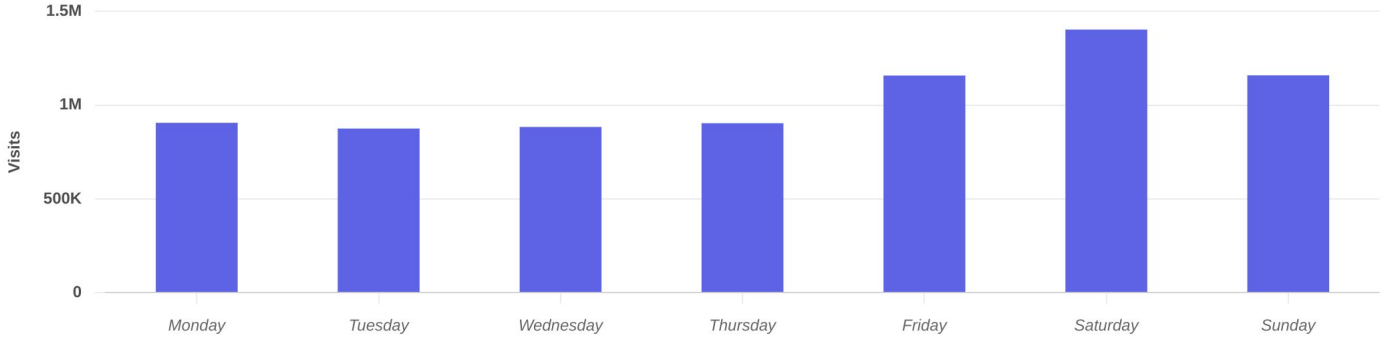


Property Overview

Jan 1 - Dec 31, 2024

Daily Visits

Kirkwood Commons
1042 S Kirkwood Rd, Kirkwood, MO 63122

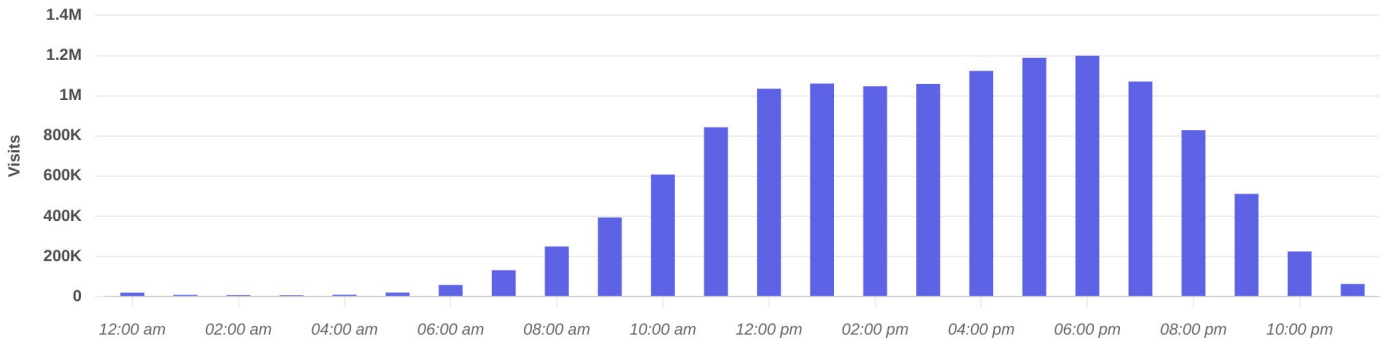


Visits | Jan 1st, 2024 - Dec 31st, 2024
Data provided by Placer Labs Inc. (www.placer.ai)



Hourly Visits

Kirkwood Commons
1042 S Kirkwood Rd, Kirkwood, MO 63122



Visits | Jan 1st, 2024 - Dec 31st, 2024
Data provided by Placer Labs Inc. (www.placer.ai)

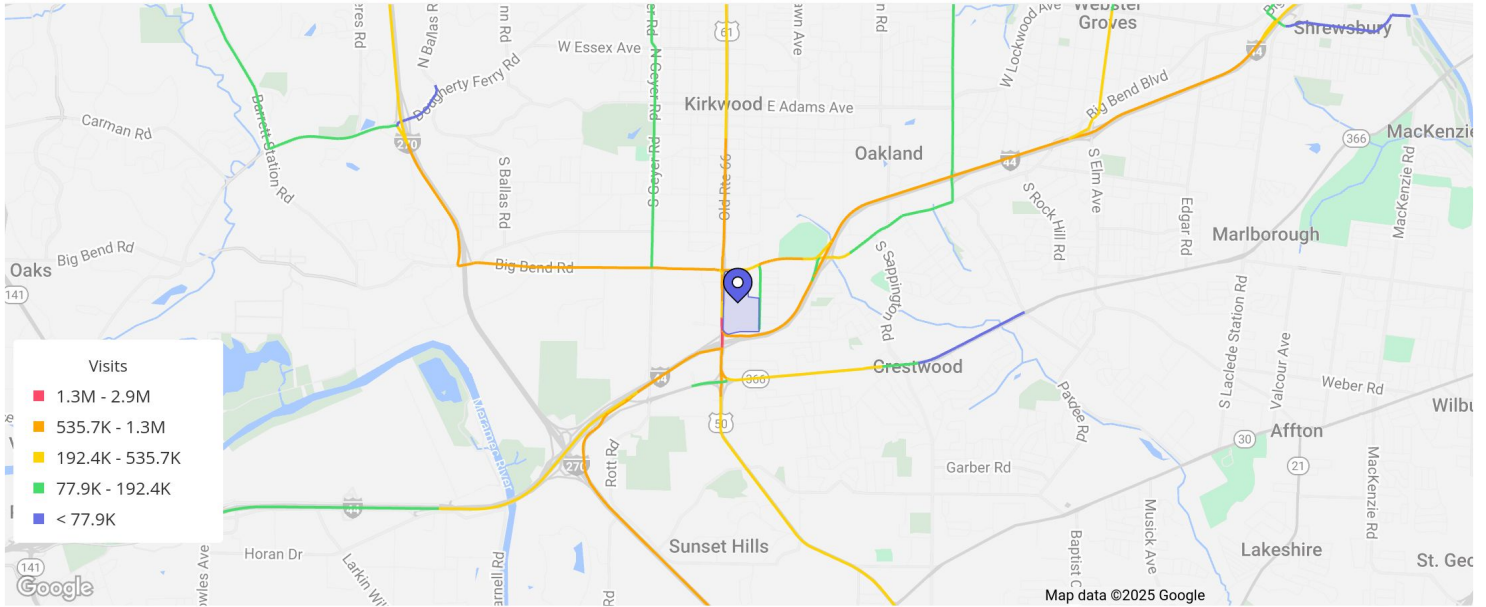




Property Overview

Jan 1 - Dec 31, 2024

Visitor Journey - Routes



To protect individual privacy, the beginning points shown for each route are approximations and do not represent actual home locations.

Journey Direction: To Property | Jan 1st, 2024 - Dec 31st, 2024
Data provided by Placer Labs Inc. (www.placer.ai)

