

Property Overview

Jul 1, 2022 - Jun 30, 2023

Metrics

Bridgeton

11253 Saint Charles Rock Rd, Bridgeton, M...

Visits	2.3M	Panel Visits	60K
Visits / sq ft	12.79	Visits YoY	+2.4%
Size - sq ft	181K (GLA)	Visits Yo2Y	-2.4%
Visit Frequency	N/A	Visits Yo3Y	-4.5%
Avg. Dwell Time	N/A		

Jul 1st, 2022 - Jun 30th, 2023

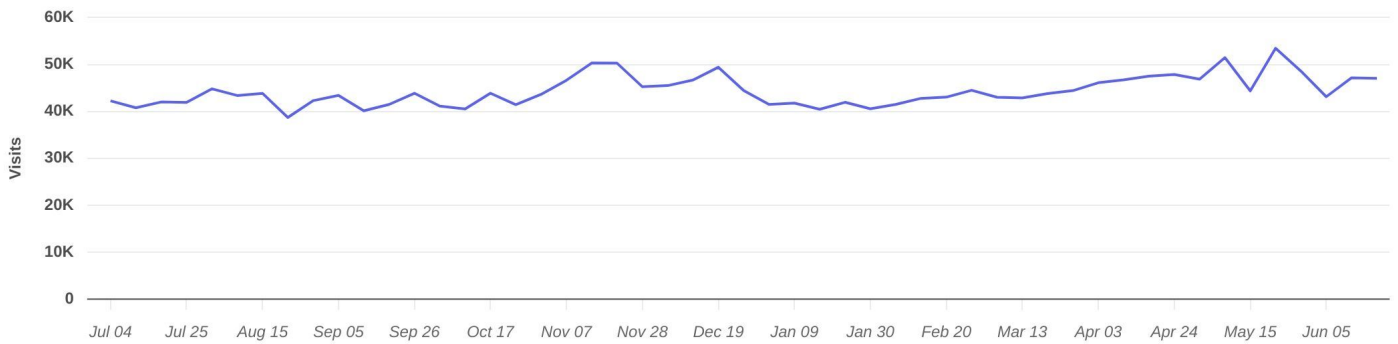
Data provided by Placer Labs Inc. (www.placer.ai)



Visits Trend

Bridgeton

Saint Charles Rock Rd, Bridgeton, MO



Weekly | Visits | Jul 1st, 2022 - Jun 30th, 2023

Data provided by Placer Labs Inc. (www.placer.ai)











Property Overview

Jul 1, 2022 - Jun 30, 2023

Tenants Overview

Bridgeton

11253 Saint Charles Rock Rd, Bridgeton, MO 63044

Tenants / Category	Visits	Visits Chain Rank, State	Visits / sq ft Chain Rank, State
 Schnucks Groceries 11253 Saint Charles Rock Rd, Bridgeton, 63044, MO	1.1M (+3%)	7/67 (+2) 91%	11/67 (+2) 85%
 The Home Depot Home Improvement 11215 St Charles Rock Rd, Bridgeton, 63044, MO	728K	10/34 (+1) 73%	8/34 79%
 Dollar Tree Discount & Dollar Stores 11201 St Charles Rock Rd, Bridgeton, 63044-2720, MO	219K (+3%)	17/167 90%	54/167 (-4) 68%
 IHOP Breakfast, Coffee, Bakeries & Dessert Shops 11237 Saint Charles Rock Rd, Bridgeton, 63044, MO	199.7K (-6%)	5/27 (-2) 85%	4/27 (-1) 88%
 Lion's Choice Fast Food & QSR 11265 St. Charles Rock Rd, Bridgeton, 63044, MO	48.9K (+11%)	13/24 (+1) 50%	13/24 (-2) 50%
 Palm Beach Tan Beauty & Spa 11245 St. Charles Rock Rd, Bridgeton, 63044, MO	43.1K (+9%)	5/14 (+3) 71%	3/14 (+1) 85%
 Great Clips Beauty & Spa 11243 St Charles Rock Rd, Bridgeton, 63044, MO	10.2K (+11%)	87/91 (+3) 5%	87/91 (+2) 5%
 Car-X Auto Service Car Shops & Services 11229 St Charles Rock Rd, Bridgeton, 63044, MO	7.3K (-27%)	12/21 (-4) 47%	5/21 (-2) 80%

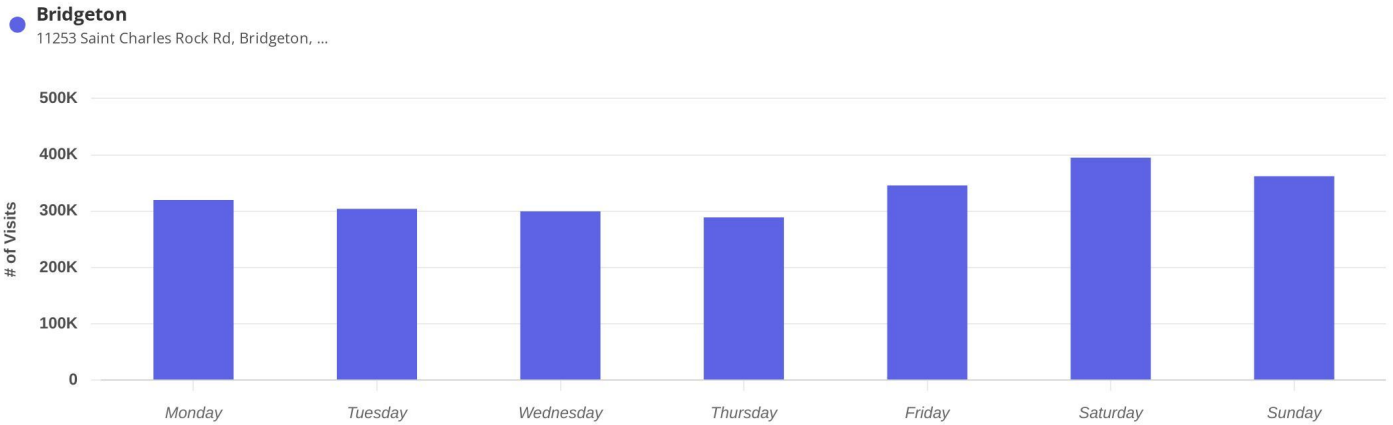
All | Compared to: Jul 1st, 2021 - Jun 30th, 2022 | Jul 1st, 2022 - Jun 30th, 2023
 Data provided by Placer Labs Inc. (www.placer.ai)



Property Overview

Jul 1, 2022 - Jun 30, 2023

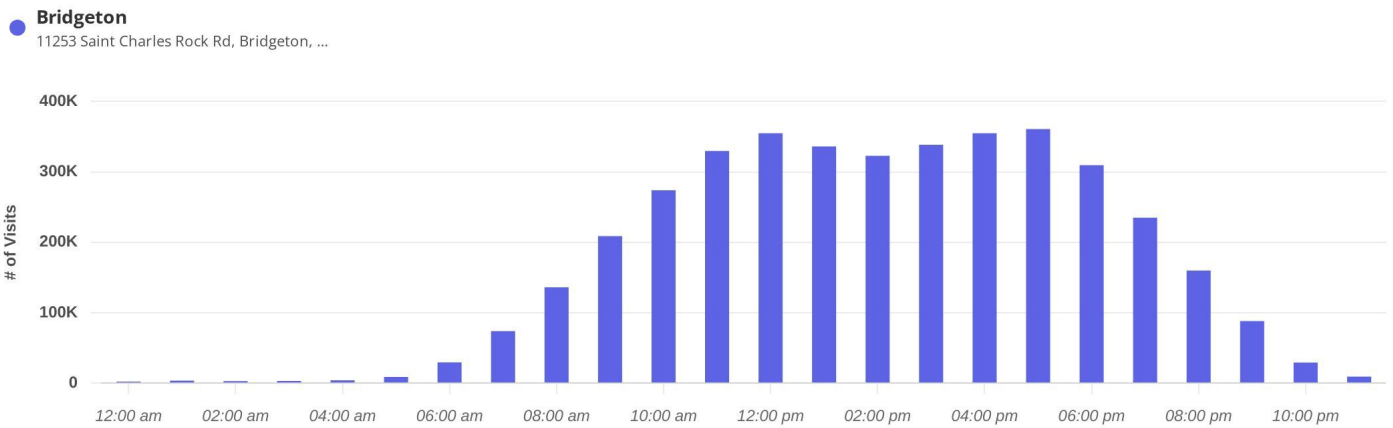
Daily Visits



Visits | Jul 1st, 2022 - Jun 30th, 2023
Data provided by Placer Labs Inc. (www.placer.ai)



Hourly Visits



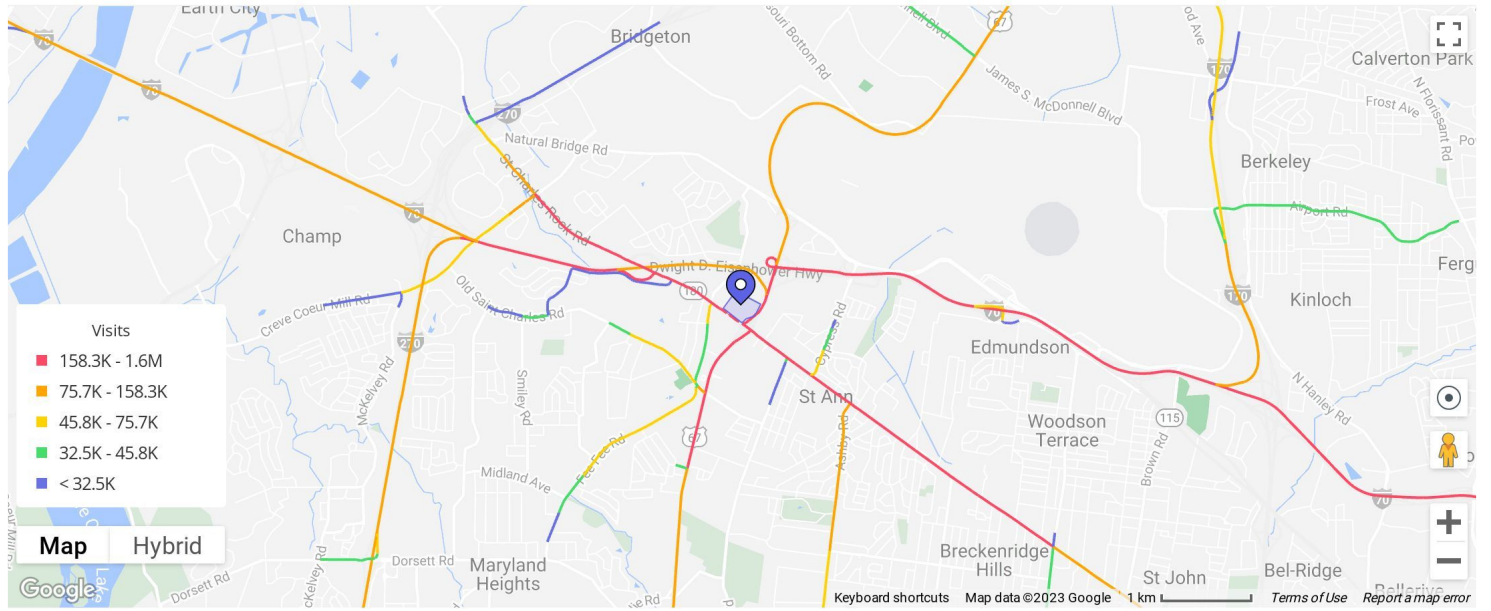
Visits | Jul 1st, 2022 - Jun 30th, 2023
Data provided by Placer Labs Inc. (www.placer.ai)



Property Overview

Jul 1, 2022 - Jun 30, 2023

Visitor Journey - Routes



To protect individual privacy, the beginning points shown for each route are approximations and do not represent actual home locations.

Journey Direction: To Property | Jul 1st, 2022 - Jun 30th, 2023
Data provided by Placer Labs Inc. (www.placer.ai)

