

# Property Overview

Aug 1, 2022 - Jul 31, 2023

## Metrics

**Crossroads Centre**  
10850 Lincoln Trail, Fairview Heights, IL 62208

Visits	1.6M	Visit Frequency	3.38
Visits / sq ft	6.43	Avg. Dwell Time	52 min
Visitors	460.6K	Panel Visits	66.1K

Aug 1st, 2022 - Jul 31st, 2023  
Data provided by Placer Labs Inc. ([www.placer.ai](http://www.placer.ai))

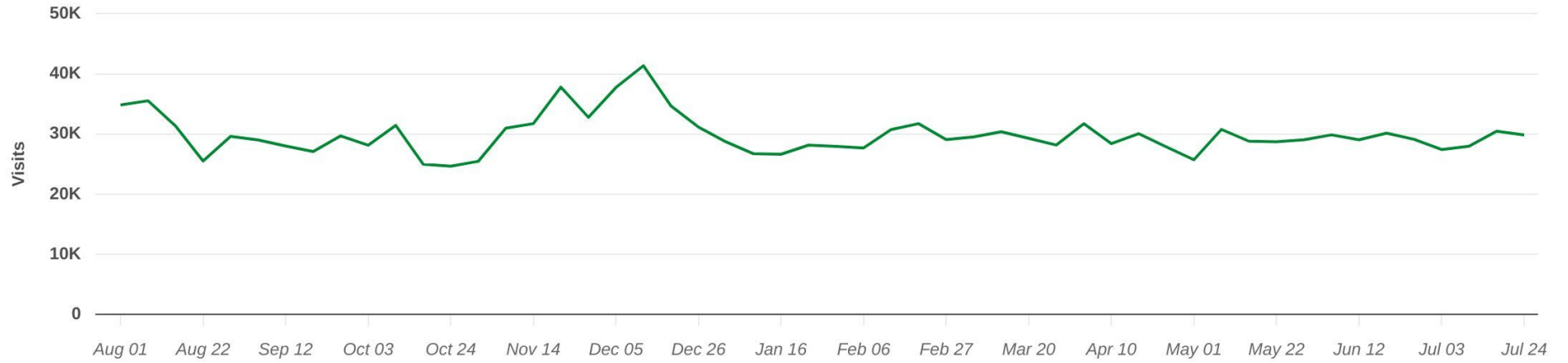


# Property Overview

Aug 1, 2022 - Jul 31, 2023

## Visits Trend

**Crossroads Centre**  
Lincoln Trail, Fairview Heights, IL



Weekly | Visits | Aug 1st, 2022 - Jul 31st, 2023  
Data provided by Placer Labs Inc. ([www.placer.ai](http://www.placer.ai))





















# Property Overview

Aug 1, 2022 - Jul 31, 2023

## Tenants Overview

**Crossroads Centre**  
10850 Lincoln Trail, Fairview Heights, IL 62208










Tenants / Category	Visits	Visits Chain Rank, State	Visits / sq ft Chain Rank, State
 <b>T.J. Maxx</b>   Department Stores 10850 Lincoln Trail, Fairview Heights, 62208, IL	581.2K (+20%)	11/42 (+2)  76%	14/42 (+2)  69%
 <b>Dollar Tree</b>   Discount & Dollar Stores 10850 Lincoln Trail, Fairview Heights, 62208, IL	196.1K (+20%)	79/318 (+22)  75%	143/318 (+25)  55%
 <b>Big Lots</b>   Superstores 10850 Lincoln Trl, Fairview Heights, 62208, IL	149.6K	14/32 (+1)  59%	12/32 (+4)  65%
 <b>Plato's Closet</b>   Clothing 10850 Lincoln Trail, Fairview Heights, 62208, IL	141.5K (-10%)	1/14  100%	5/14 (-2)  71%
 <b>Once Upon A Child</b>   Clothing 10850 Lincoln Trail Ste 6, Fairview Heights, 62208, IL	129K (+52%)	1/10  100%	3/10  80%
 <b>Chuck E. Cheese</b>   Attractions 10850 Lincoln Trail, Fairview Heights, 62208, IL	123.8K (+42%)	4/17 (+4)  82%	6/17 (+3)  70%

# Property Overview

Aug 1, 2022 - Jul 31, 2023

## Crossroads Centre

10850 Lincoln Trail, Fairview Heights, IL 62208

Tenants / Category	Visits	Visits Chain Rank, State	Visits / sq ft Chain Rank, State
 <b>Ruler Foods</b>   Groceries 10850 Lincoln Trl Unit 12B, Fairview Heights, 62208, IL	109.3K (+25%)	11/13 (+1)  23%	11/13  23%
 <b>US Post Office</b>   General Government Services 10850 Lincoln Trail #20, Fairview Heights, 62208, IL	25.9K (-16%)	97/399 (-32)  75%	46/399 (-11)  88%
 <b>Sally Beauty Supply</b>   Beauty & Spa 10850 Lincoln Trail, Fairview Heights, 62208, IL	7.3K (-66%)	44/44 (-15)  0%	44/44 (-7)  0%

All | Compared to: Aug 1st, 2021 - Jul 31st, 2022 | Aug 1st, 2022 - Jul 31st, 2023  
Data provided by Placer Labs Inc. ([www.placer.ai](http://www.placer.ai))

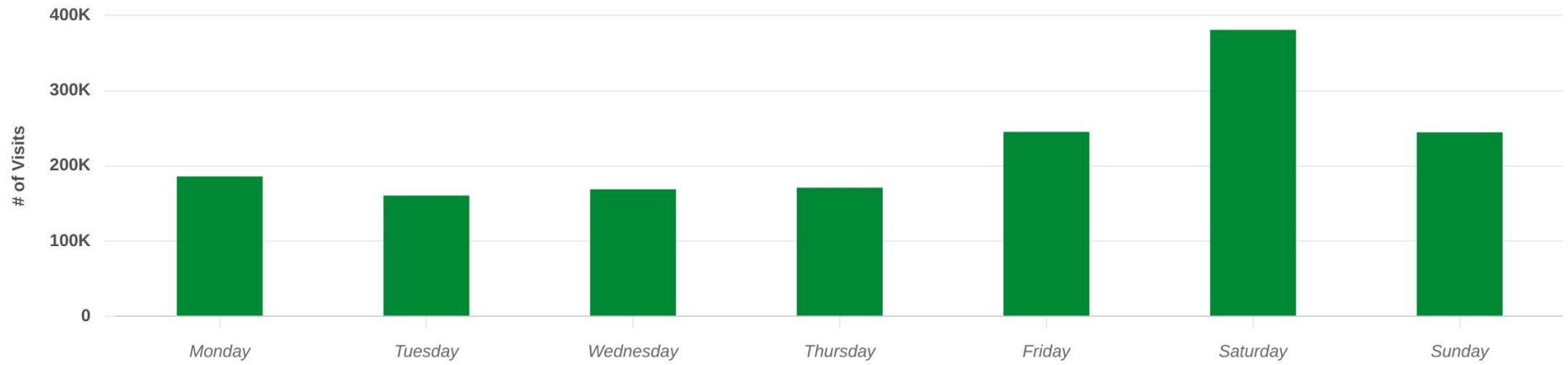


# Property Overview

Aug 1, 2022 - Jul 31, 2023

## Daily Visits

**Crossroads Centre**  
10850 Lincoln Trail, Fairview Heights, IL 62...



Visits | Aug 1st, 2022 - Jul 31st, 2023  
Data provided by Placer Labs Inc. ([www.placer.ai](http://www.placer.ai))

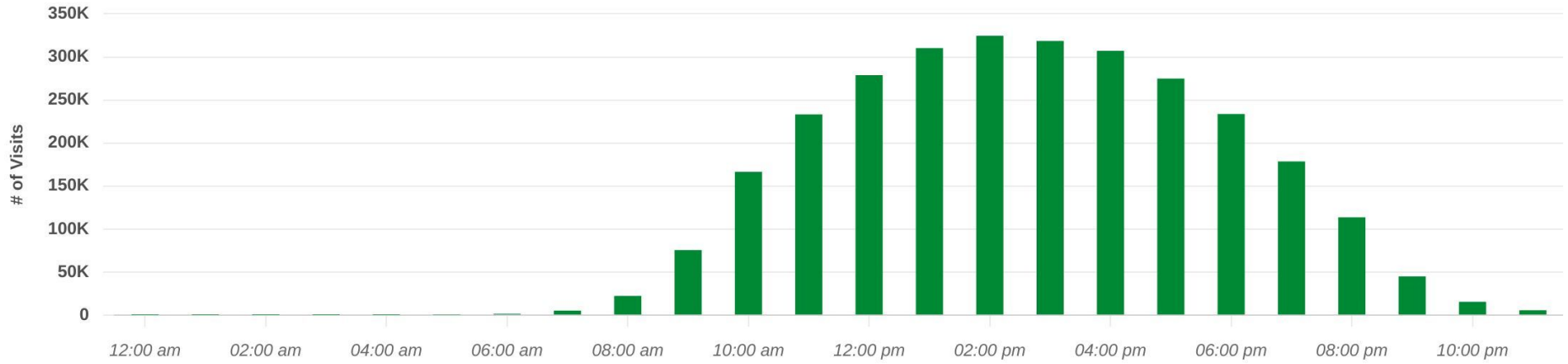


# Property Overview

Aug 1, 2022 - Jul 31, 2023

## Hourly Visits

**Crossroads Centre**  
10850 Lincoln Trail, Fairview Heights, IL 62...



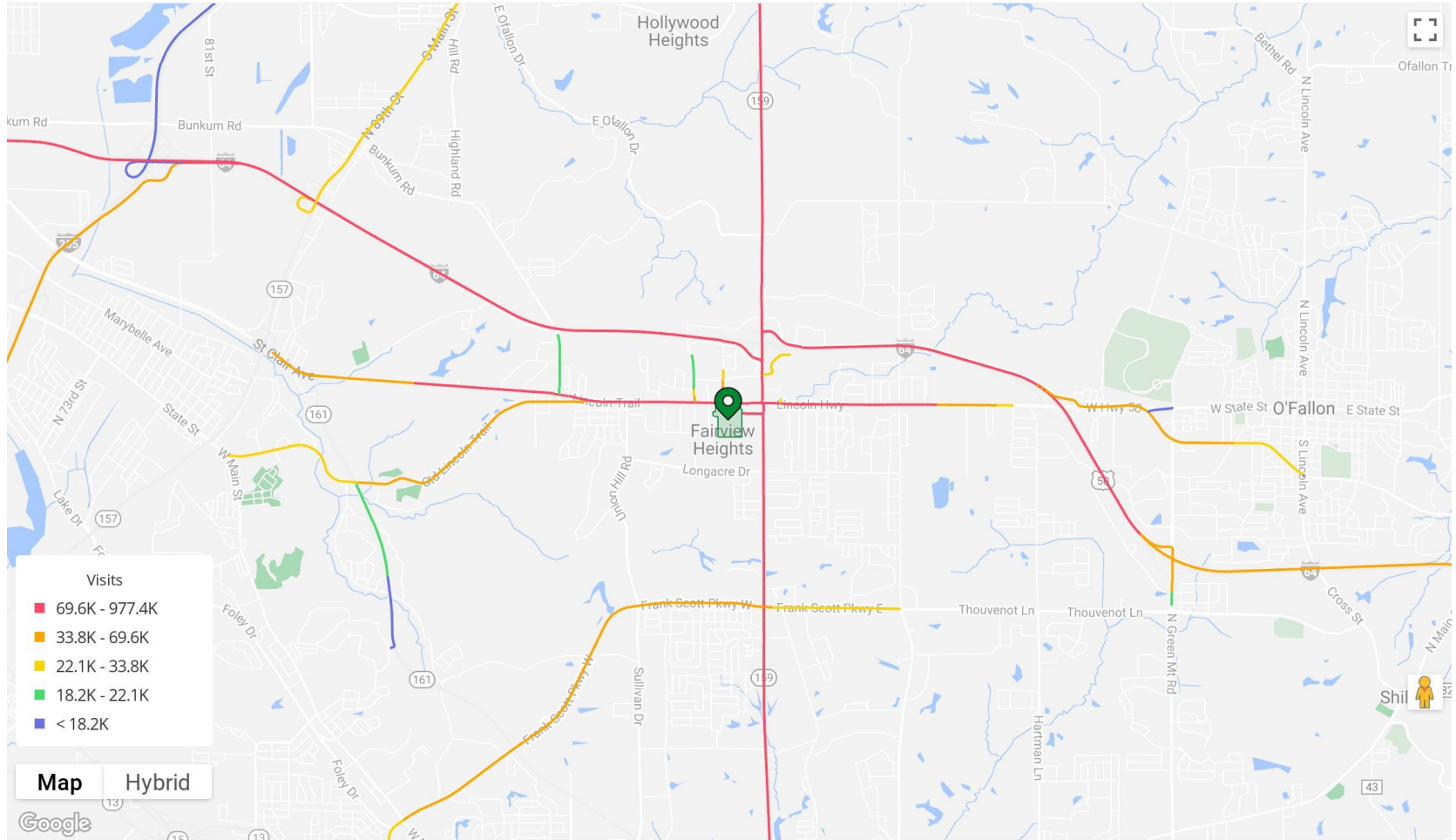
Visits | Aug 1st, 2022 - Jul 31st, 2023  
Data provided by Placer Labs Inc. ([www.placer.ai](http://www.placer.ai))



# Property Overview

Aug 1, 2022 - Jul 31, 2023

## Visitor Journey - Routes



To protect individual privacy, the beginning points shown for each route are approximations and do not represent actual home locations.

Journey Direction: To Property | Aug 1st, 2022 - Jul 31st, 2023  
Data provided by Placer Labs Inc. ([www.placer.ai](http://www.placer.ai))

