

Property Overview

Oct 1, 2023 - Sep 30, 2024

Metrics

Bridgeton Square

12160 St Charles Rock Rd, Bridgeton, MO 6...

Visits	509.6K	Avg. Dwell Time	52 min
Visits / sq ft	1.98	Panel Visits	22.5K
Size - sq ft	257K	Visits YoY	+7.8%
Visitors	166.1K	Visits Yo2Y	+24.1%
Visit Frequency	3.07	Visits Yo3Y	+54.2%

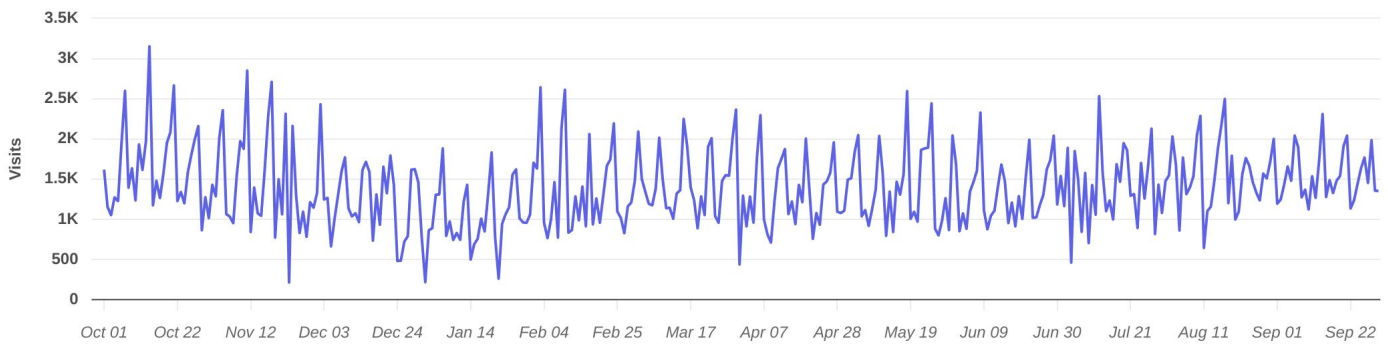
Oct 1st, 2023 - Sep 30th, 2024
Data provided by Placer Labs Inc. (www.placer.ai)



Visits Trend

Bridgeton Square

St Charles Rock Rd, Bridgeton, MO



Daily | Visits | Oct 1st, 2023 - Sep 30th, 2024
Data provided by Placer Labs Inc. (www.placer.ai)



Property Overview

Oct 1, 2023 - Sep 30, 2024

Tenants Overview

Bridgeton Square

12160 St Charles Rock Rd, Bridgeton, MO 63044

The metrics displayed for each tenant are based on its default visit duration.

Dismiss

Learn More

Tenants / Category

Visits

Chain Rank, State



Once Upon A Child | Clothing

12100 St Charles Rock Rd, Bridgeton, 63044, MO

2/9

88%



Boost Mobile | Electronics Stores

12110 St Charles Rock Rd, Bridgeton, 63044, MO

23/41 (+9)

46%

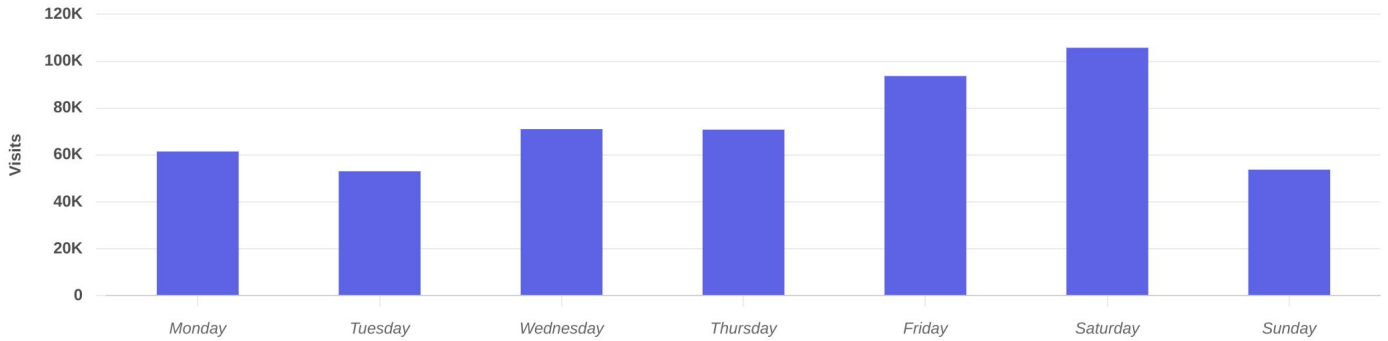
All | Compared to: Oct 1st, 2022 - Sep 30th, 2023 | Oct 1st, 2023 - Sep 30th, 2024
Data provided by Placer Labs Inc. (www.placer.ai)



Daily Visits

Bridgeton Square

12160 St Charles Rock Rd, Bridgeton, MO...



Visits | Oct 1st, 2023 - Sep 30th, 2024
Data provided by Placer Labs Inc. (www.placer.ai)



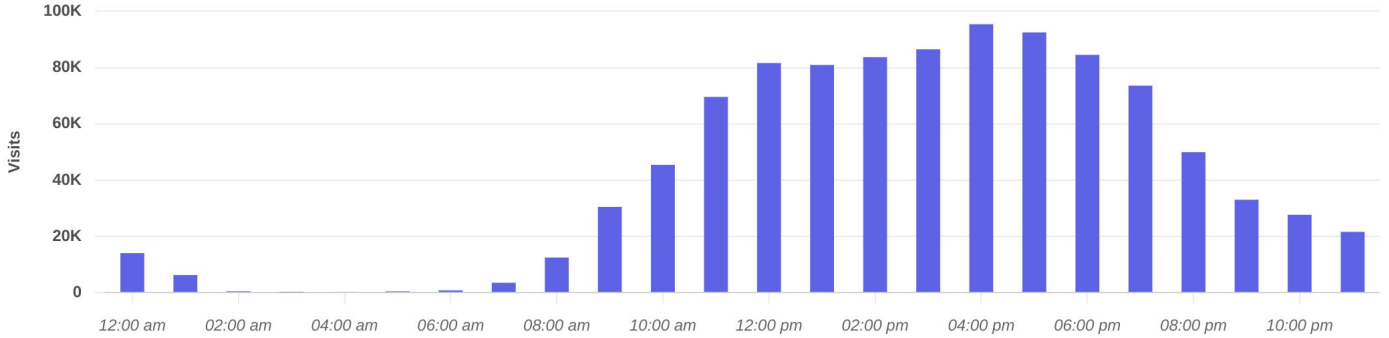
Property Overview

Oct 1, 2023 - Sep 30, 2024

Hourly Visits

Bridgeton Square

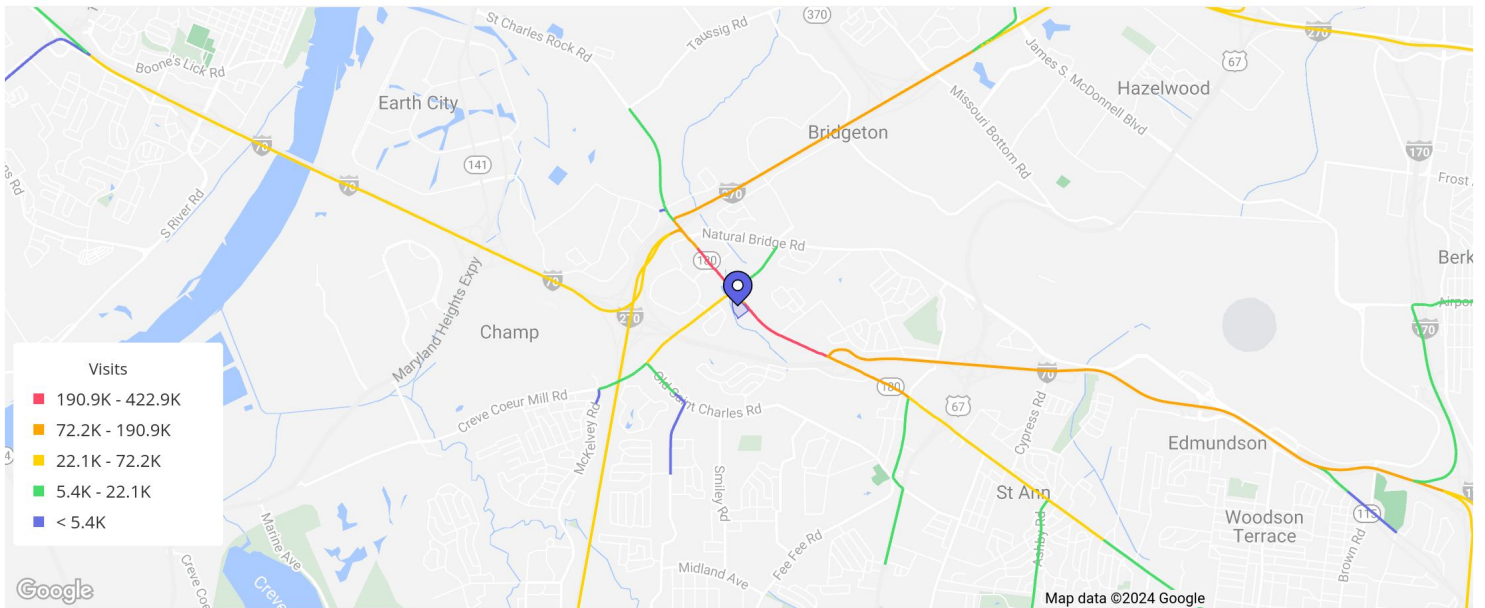
12160 St Charles Rock Rd, Bridgeton, MO...



Visits | Oct 1st, 2023 - Sep 30th, 2024
Data provided by Placer Labs Inc. (www.placer.ai)



Visitor Journey - Routes



To protect individual privacy, the beginning points shown for each route are approximations and do not represent actual home locations.

Journey Direction: To Property | Oct 1st, 2023 - Sep 30th, 2024
Data provided by Placer Labs Inc. (www.placer.ai)

