

# Property Overview

Dec 1, 2023 - Nov 30, 2024

## Metrics

**Richland County Mall**  
535 N West St, Olney, IL 62450

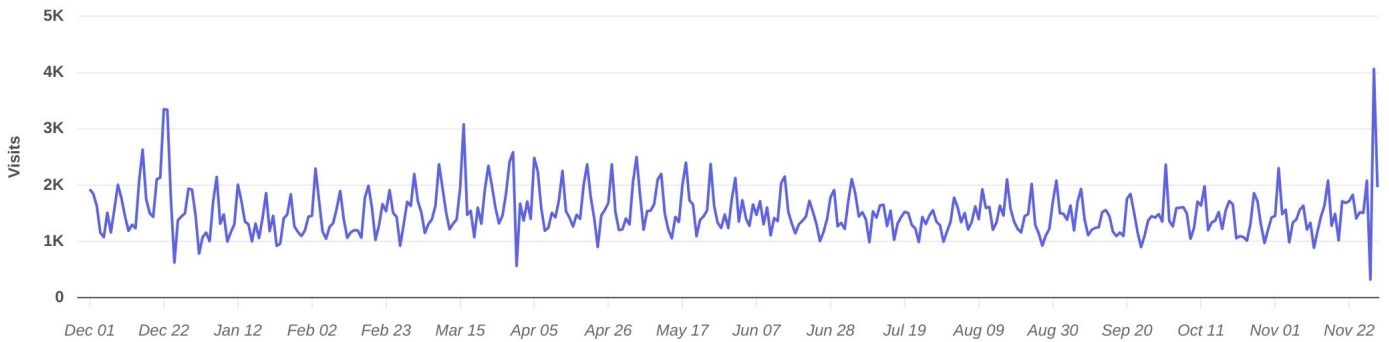
Visits	554.3K	Avg. Dwell Time	27 min
Visits / sq ft	1.04	Panel Visits	50K
Size - sq ft	531.8K	Visits YoY	-2.3%
Visitors	70.4K	Visits Yo2Y	-4.1%
Visit Frequency	7.87	Visits Yo3Y	-1%

Dec 1st, 2023 - Nov 30th, 2024  
Data provided by Placer Labs Inc. ([www.placer.ai](http://www.placer.ai))



## Visits Trend

**Richland County Mall**  
N West St, Olney, IL



Daily | Visits | Dec 1st, 2023 - Nov 30th, 2024  
Data provided by Placer Labs Inc. ([www.placer.ai](http://www.placer.ai))

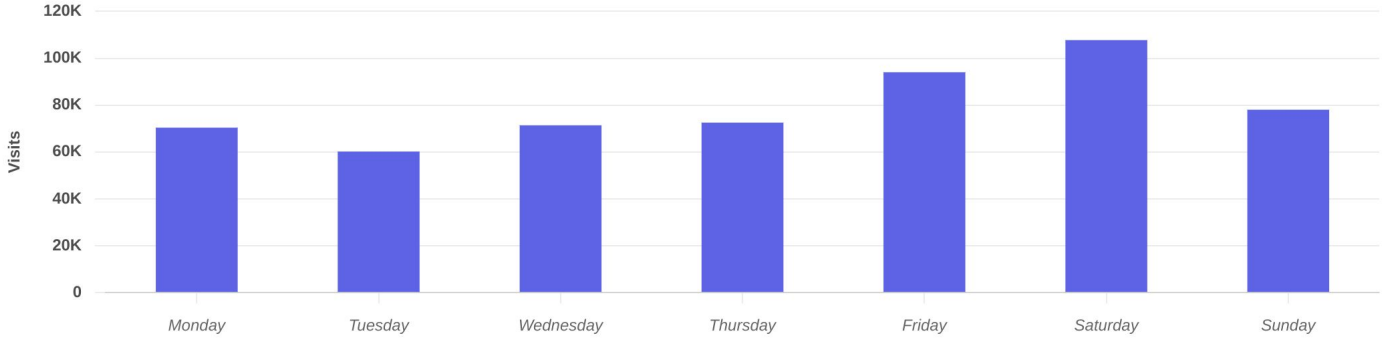


# Property Overview

Dec 1, 2023 - Nov 30, 2024

## Daily Visits

**Richland County Mall**  
535 N West St, Olney, IL 62450

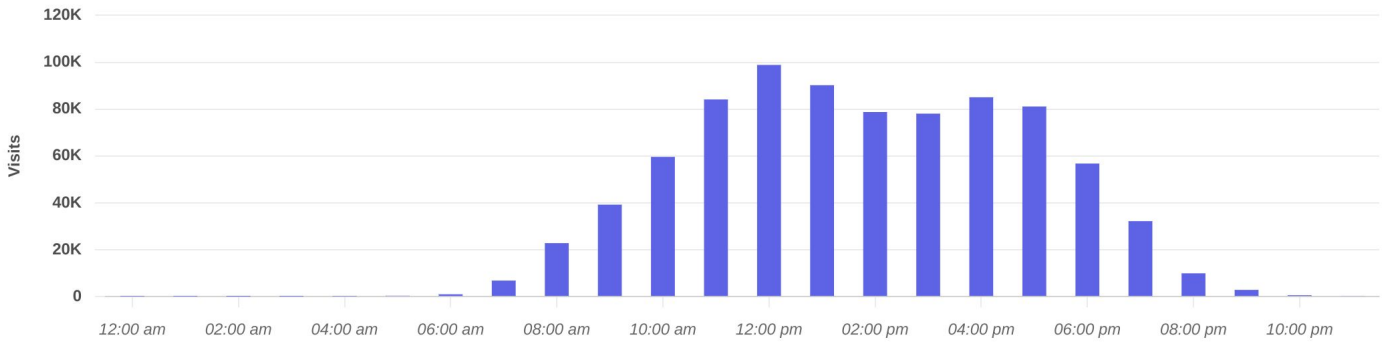


Visits | Dec 1st, 2023 - Nov 30th, 2024  
Data provided by Placer Labs Inc. ([www.placer.ai](http://www.placer.ai))



## Hourly Visits

**Richland County Mall**  
535 N West St, Olney, IL 62450



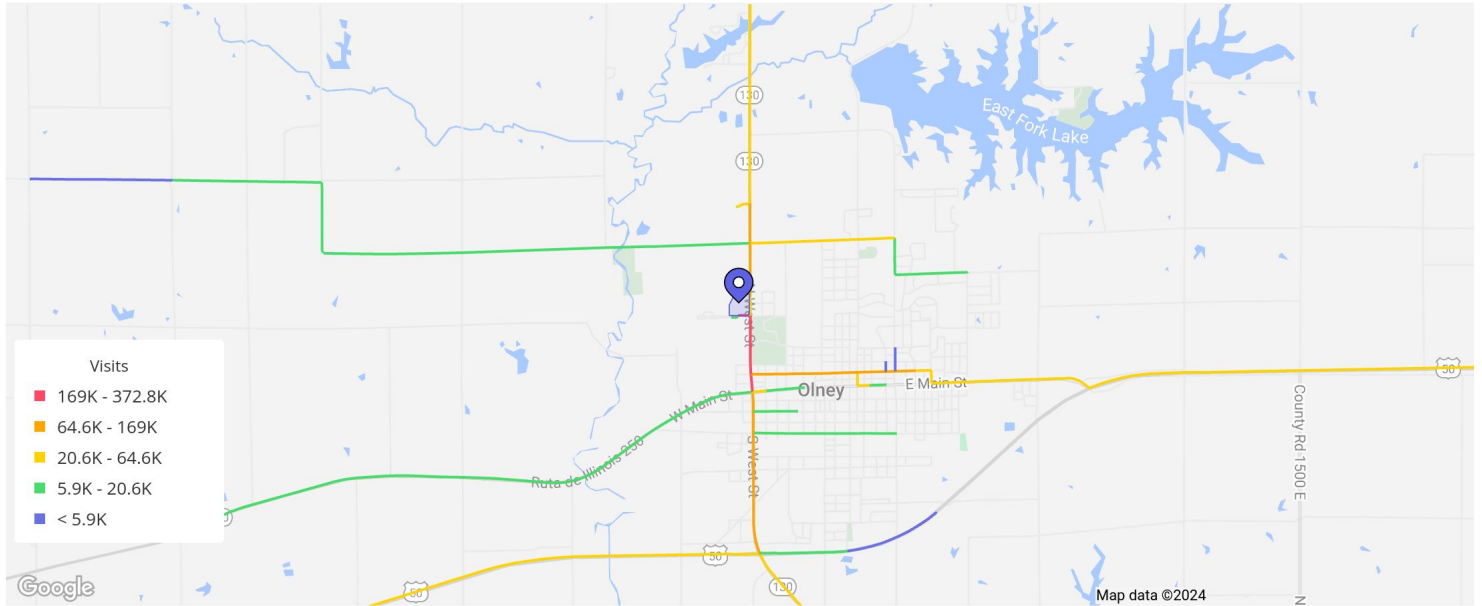
Visits | Dec 1st, 2023 - Nov 30th, 2024  
Data provided by Placer Labs Inc. ([www.placer.ai](http://www.placer.ai))



# Property Overview

Dec 1, 2023 - Nov 30, 2024

## Visitor Journey - Routes



To protect individual privacy, the beginning points shown for each route are approximations and do not represent actual home locations.

Journey Direction: To Property | Dec 1st, 2023 - Nov 30th, 2024  
Data provided by Placer Labs Inc. ([www.placer.ai](http://www.placer.ai))

