

Property Overview

Jul 1, 2022 - Jun 30, 2023

Metrics

Richland County Mall

535 N West St, Olney, IL 62450

Visits	503.7K	Avg. Dwell Time	36 min
Visits / sq ft	N/A	Panel Visits	23.2K
Size - sq ft	N/A (GLA)	Visits YoY	+5.2%
Visitors	84.1K	Visits Yo2Y	+1.9%
Visit Frequency	5.99	Visits Yo3Y	+5.6%

Jul 1st, 2022 - Jun 30th, 2023

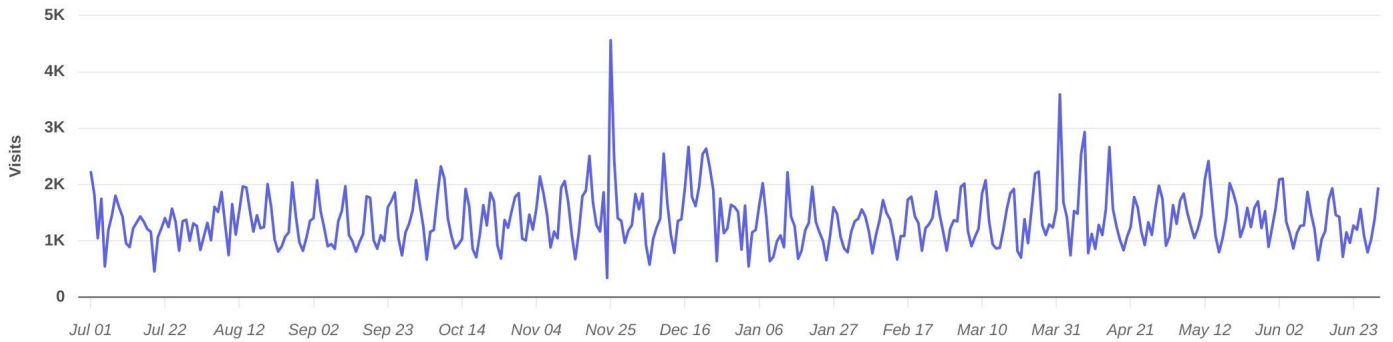
Data provided by Placer Labs Inc. (www.placer.ai)



Visits Trend

Richland County Mall

N West St, Olney, IL



Daily | Visits | Jul 1st, 2022 - Jun 30th, 2023

Data provided by Placer Labs Inc. (www.placer.ai)

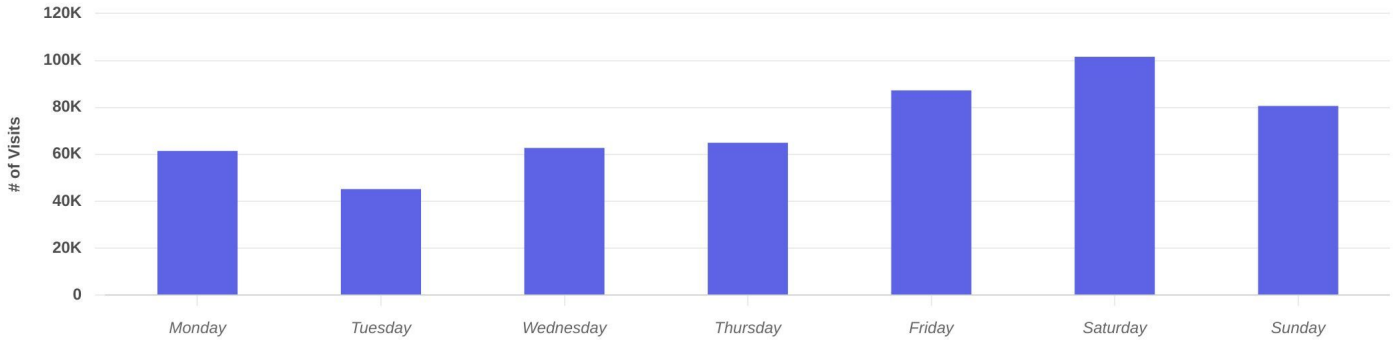


Property Overview

Jul 1, 2022 - Jun 30, 2023

Daily Visits

Richland County Mall
535 N West St, Olney, IL 62450

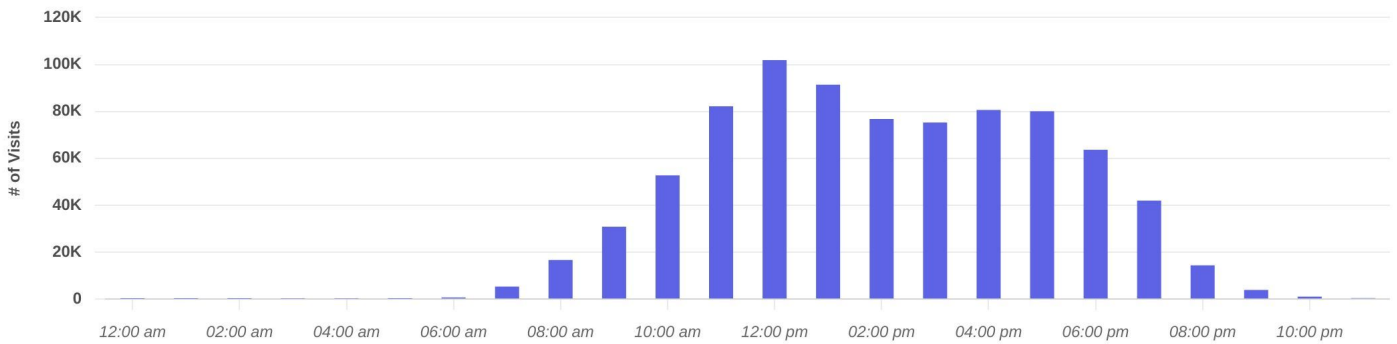


Visits | Jul 1st, 2022 - Jun 30th, 2023
Data provided by Placer Labs Inc. (www.placer.ai)



Hourly Visits

Richland County Mall
535 N West St, Olney, IL 62450



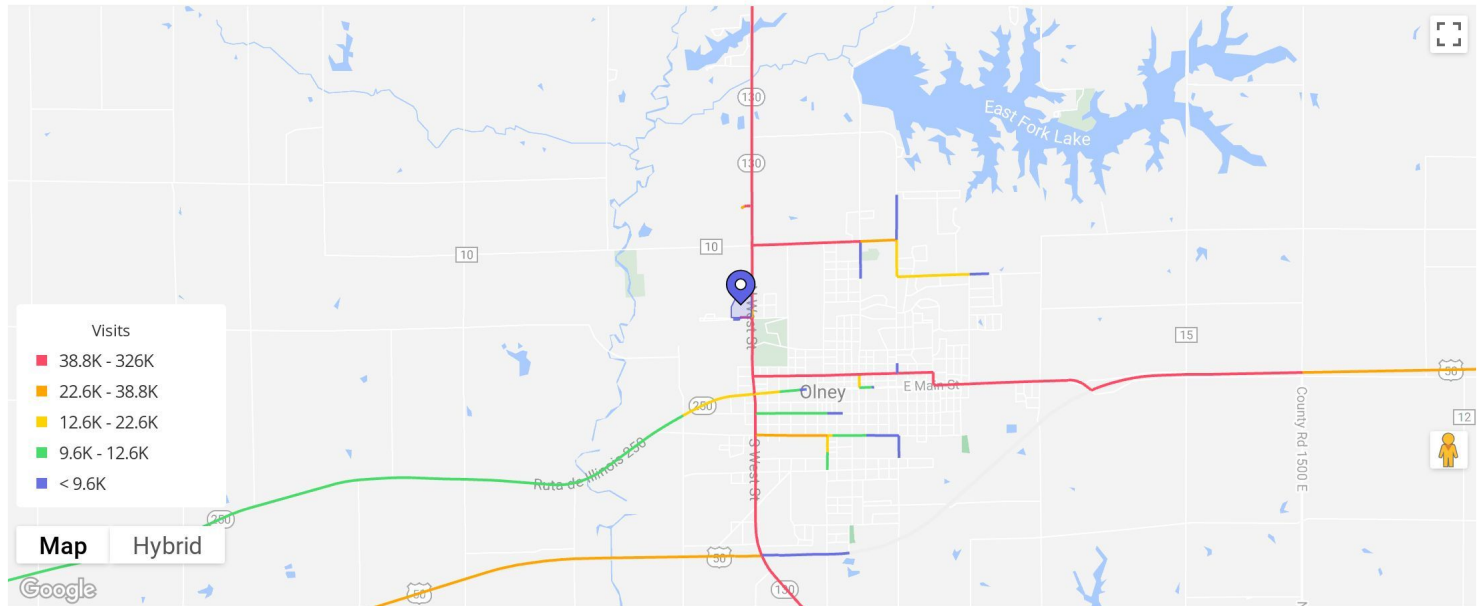
Visits | Jul 1st, 2022 - Jun 30th, 2023
Data provided by Placer Labs Inc. (www.placer.ai)



Property Overview

Jul 1, 2022 - Jun 30, 2023

Visitor Journey - Routes



To protect individual privacy, the beginning points shown for each route are approximations and do not represent actual home locations.

Journey Direction: To Property | Jul 1st, 2022 - Jun 30th, 2023
Data provided by Placer Labs Inc. (www.placer.ai)

