

# Property Overview

Jul 1, 2022 - Jun 30, 2023

## Metrics

**Cave Springs Crossings**  
3851 Mexico Rd, St. Charles, MO 63301

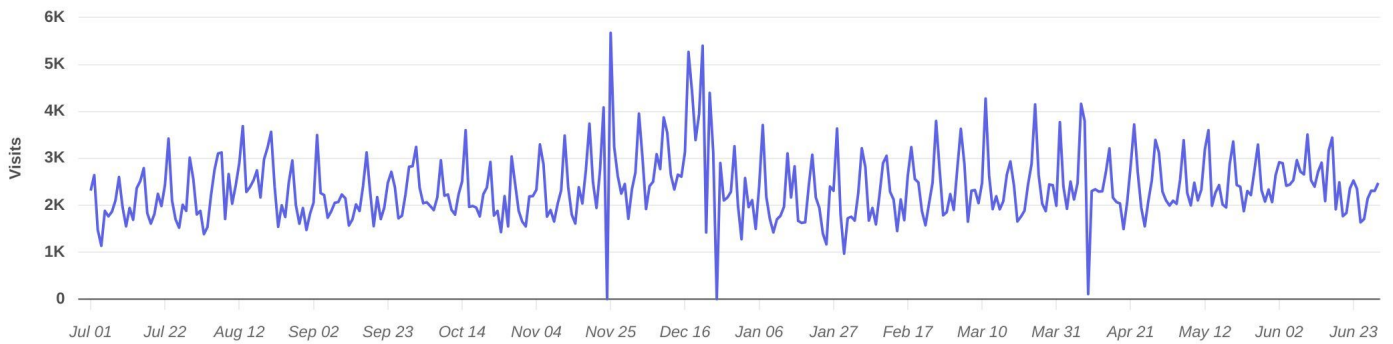
Visits	864.4K	Avg. Dwell Time	44 min
Visits / sq ft	7.68	Panel Visits	35.6K
Size - sq ft	112.5K (GLA)	Visits YoY	+5.9%
Visitors	287.3K	Visits Yo2Y	+4.3%
Visit Frequency	3.01	Visits Yo3Y	-7.2%

Jul 1st, 2022 - Jun 30th, 2023  
Data provided by Placer Labs Inc. ([www.placer.ai](http://www.placer.ai))



## Visits Trend

**Cave Springs Crossings**  
Mexico Rd, St. Charles, MO



Daily | Visits | Jul 1st, 2022 - Jun 30th, 2023  
Data provided by Placer Labs Inc. ([www.placer.ai](http://www.placer.ai))

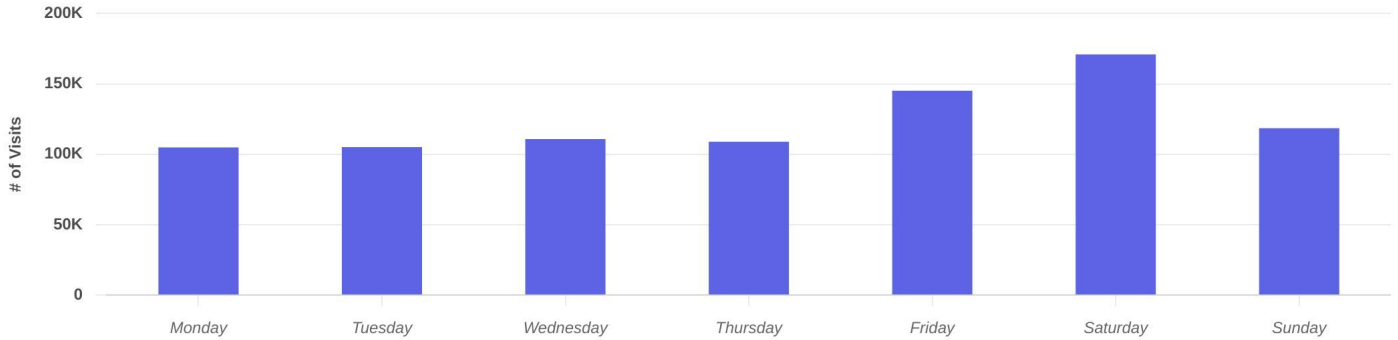


# Property Overview

Jul 1, 2022 - Jun 30, 2023

## Daily Visits

**Cave Springs Crossings**  
3851 Mexico Rd, St. Charles, MO 63301

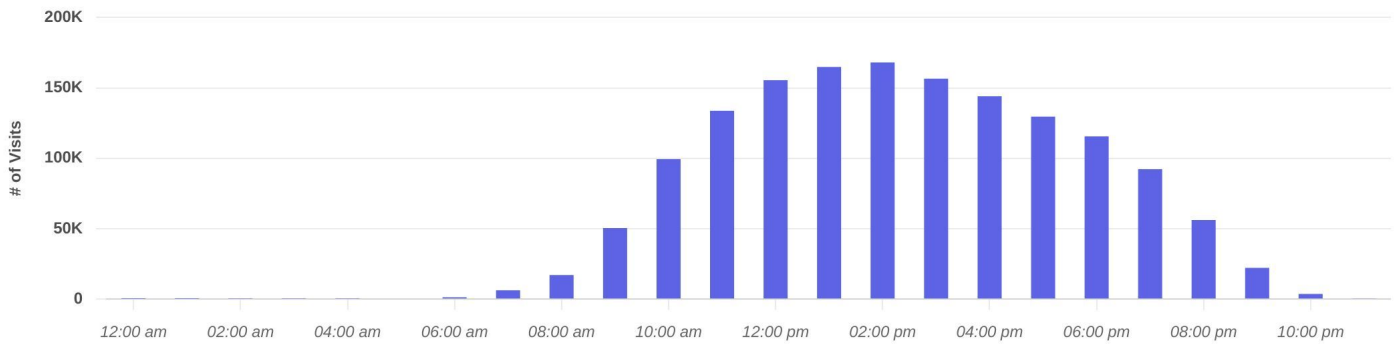


Visits | Jul 1st, 2022 - Jun 30th, 2023  
Data provided by Placer Labs Inc. ([www.placer.ai](http://www.placer.ai))



## Hourly Visits

**Cave Springs Crossings**  
3851 Mexico Rd, St. Charles, MO 63301



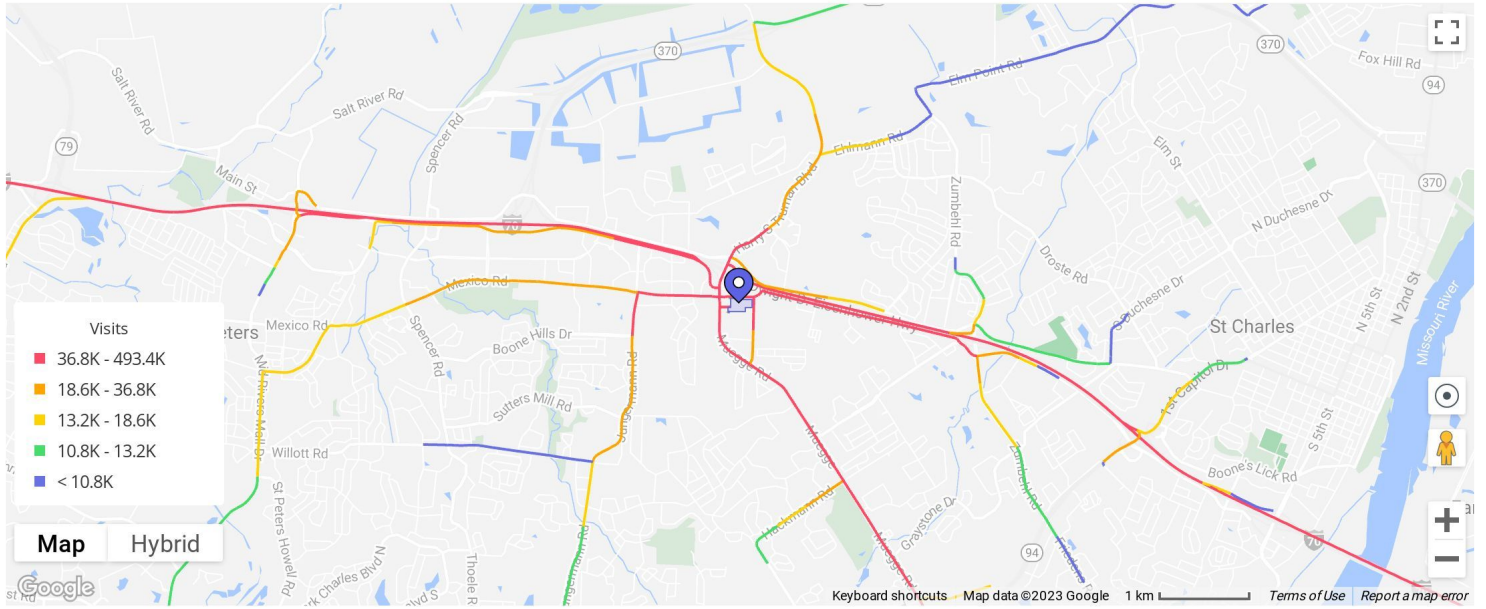
Visits | Jul 1st, 2022 - Jun 30th, 2023  
Data provided by Placer Labs Inc. ([www.placer.ai](http://www.placer.ai))



# Property Overview

Jul 1, 2022 - Jun 30, 2023

## Visitor Journey - Routes



To protect individual privacy, the beginning points shown for each route are approximations and do not represent actual home locations.

Journey Direction: To Property | Jul 1st, 2022 - Jun 30th, 2023  
Data provided by Placer Labs Inc. ([www.placer.ai](http://www.placer.ai))

