

Property Overview

Aug 1, 2022 - Jul 31, 2023

Metrics

Ellisville Exchange

Manchester Rd & Clarkson Rd, Ellisville, M...

Visits	492.9K	Avg. Dwell Time	82 min
Visits / sq ft	N/A	Panel Visits	19.8K
Size - sq ft	N/A (GLA)	Visits YoY	+6.9%
Visitors	124.4K	Visits Yo2Y	+40.2%
Visit Frequency	3.96	Visits Yo3Y	+38.8%

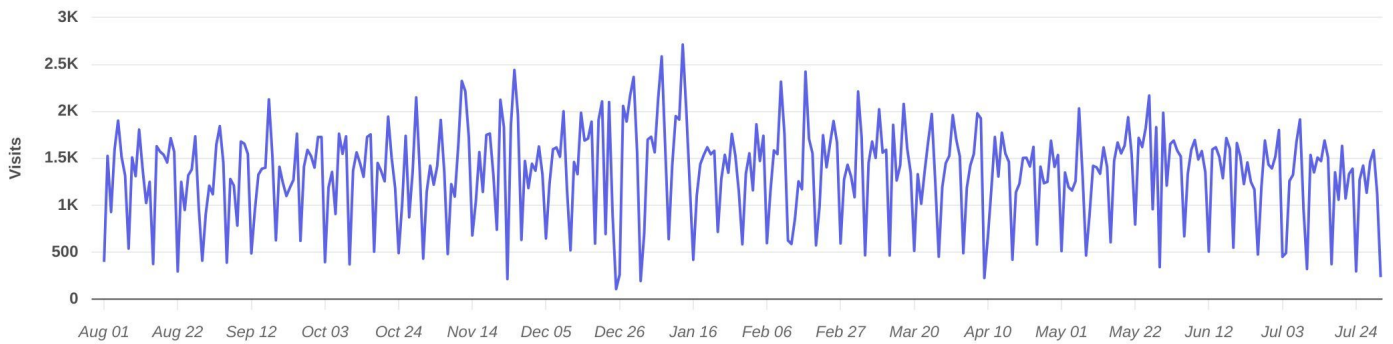
Aug 1st, 2022 - Jul 31st, 2023
Data provided by Placer Labs Inc. (www.placer.ai)



Visits Trend

Ellisville Exchange

Manchester Rd & Clarkson Rd, Ellisville, ...



Daily | Visits | Aug 1st, 2022 - Jul 31st, 2023
Data provided by Placer Labs Inc. (www.placer.ai)

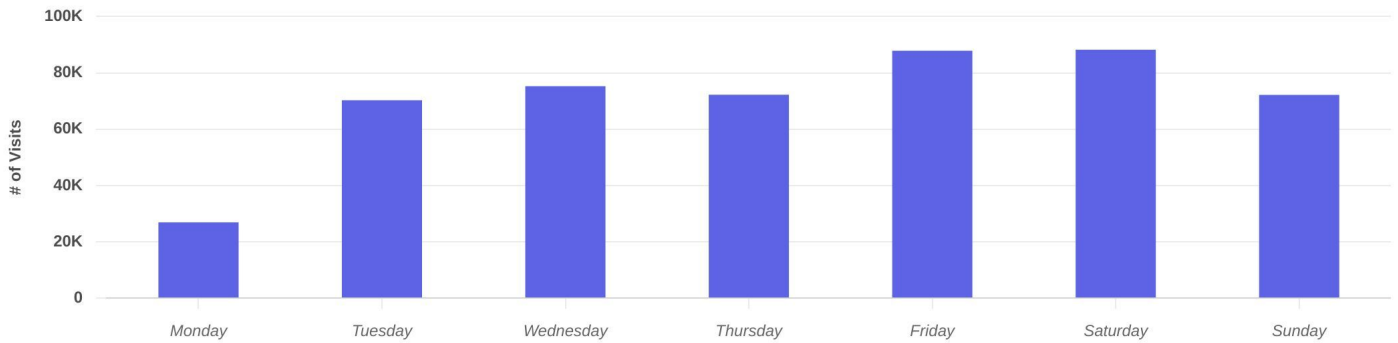


Property Overview

Aug 1, 2022 - Jul 31, 2023

Daily Visits

● **Ellisville Exchange**
Manchester Rd & Clarkson Rd, Ellisville, ...

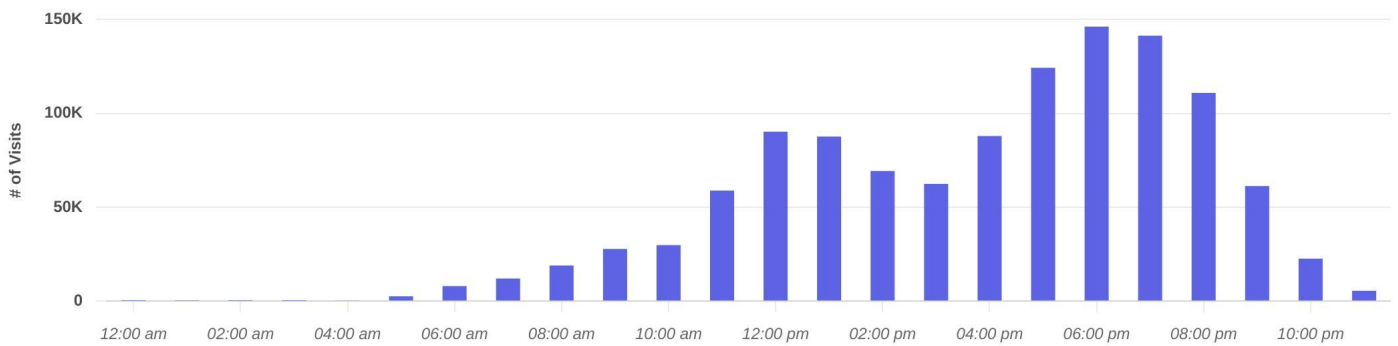


Visits | Aug 1st, 2022 - Jul 31st, 2023
Data provided by Placer Labs Inc. (www.placer.ai)



Hourly Visits

● **Ellisville Exchange**
Manchester Rd & Clarkson Rd, Ellisville, ...



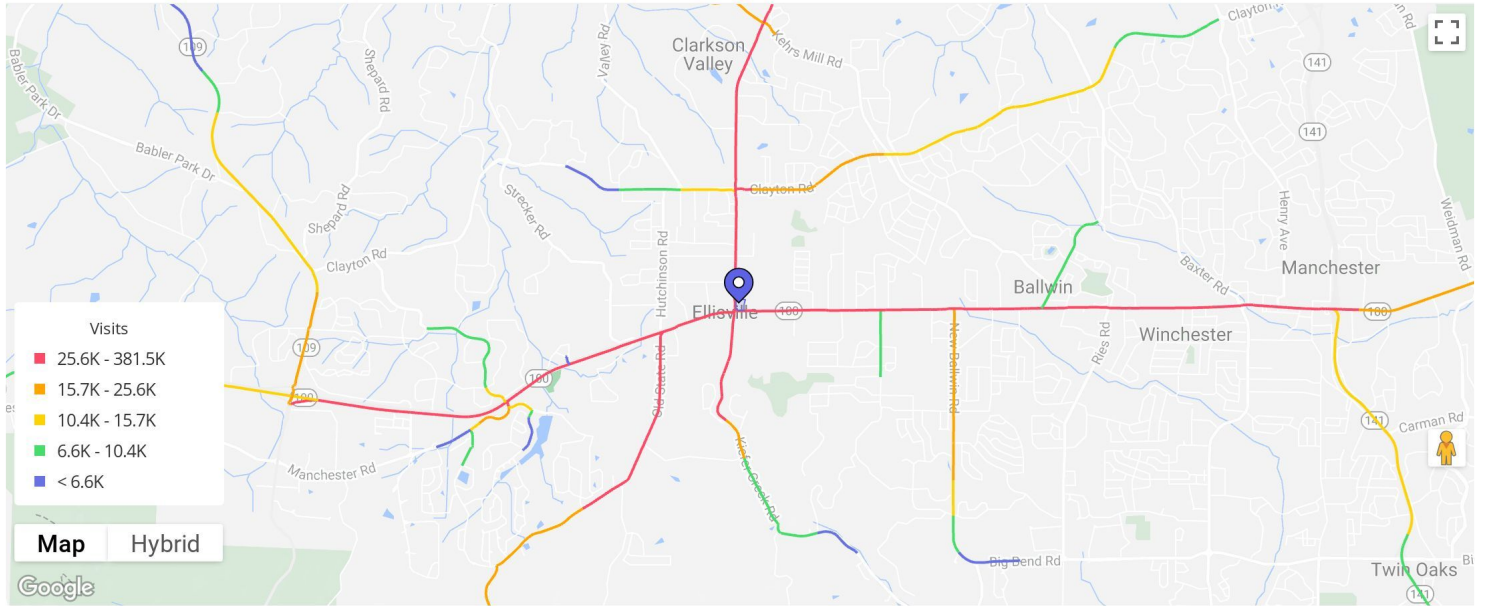
Visits | Aug 1st, 2022 - Jul 31st, 2023
Data provided by Placer Labs Inc. (www.placer.ai)



Property Overview

Aug 1, 2022 - Jul 31, 2023

Visitor Journey - Routes



To protect individual privacy, the beginning points shown for each route are approximations and do not represent actual home locations.

Journey Direction: To Property | Aug 1st, 2022 - Jul 31st, 2023
Data provided by Placer Labs Inc. (www.placer.ai)

