

Property Overview

Jan 1 - Dec 31, 2023

Metrics

Ellisville Exchange

Manchester Rd & Clarkson Rd, Ellisville, M...

Visits	467.5K	Avg. Dwell Time	83 min
Visits / sq ft	N/A	Panel Visits	20.2K
Size - sq ft	N/A (GLA)	Visits YoY	-4.5%
Visitors	121.9K	Visits Yo2Y	+13.2%
Visit Frequency	3.83	Visits Yo3Y	+63.9%

Jan 1st, 2023 - Dec 31st, 2023

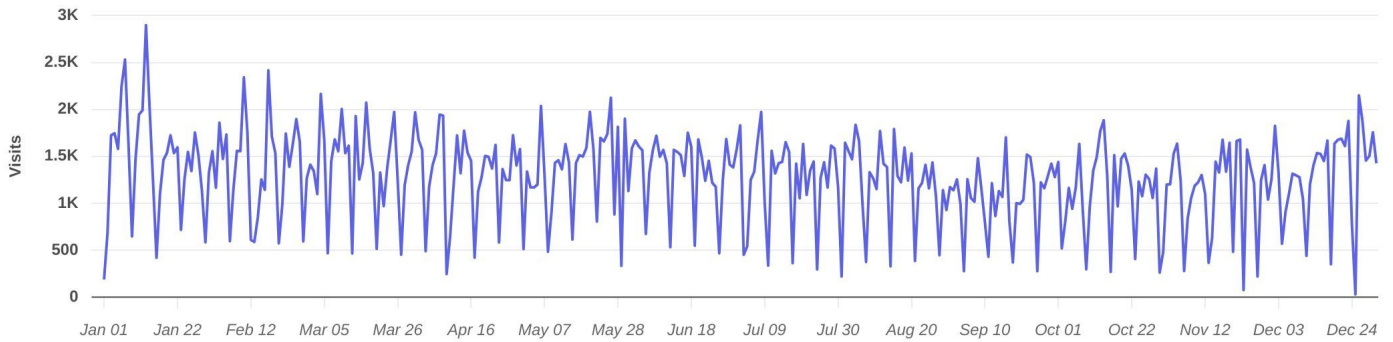
Data provided by Placer Labs Inc. (www.placer.ai)



Visits Trend

Ellisville Exchange

Manchester Rd & Clarkson Rd, Ellisville, ...



Daily | Visits | Jan 1st, 2023 - Dec 31st, 2023

Data provided by Placer Labs Inc. (www.placer.ai)

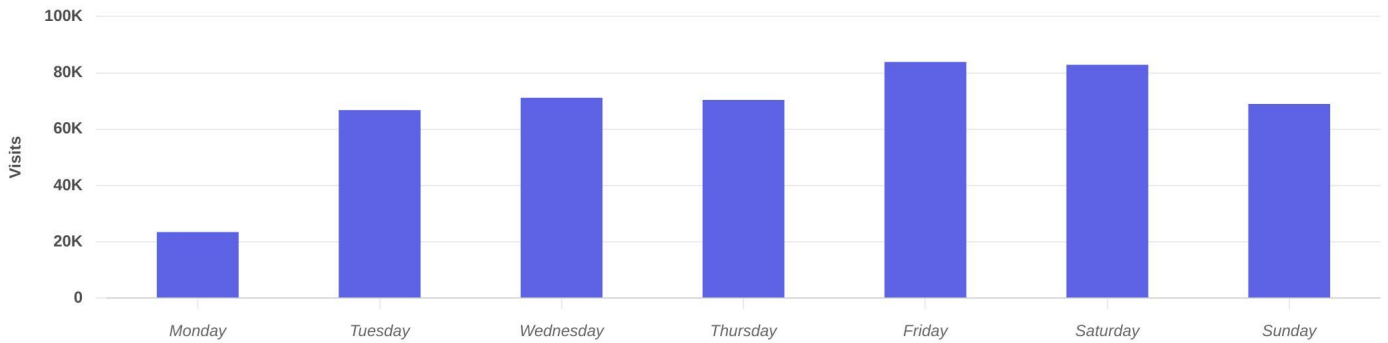


Property Overview

Jan 1 - Dec 31, 2023

Daily Visits

● **Ellisville Exchange**
Manchester Rd & Clarkson Rd, Ellisville, ...

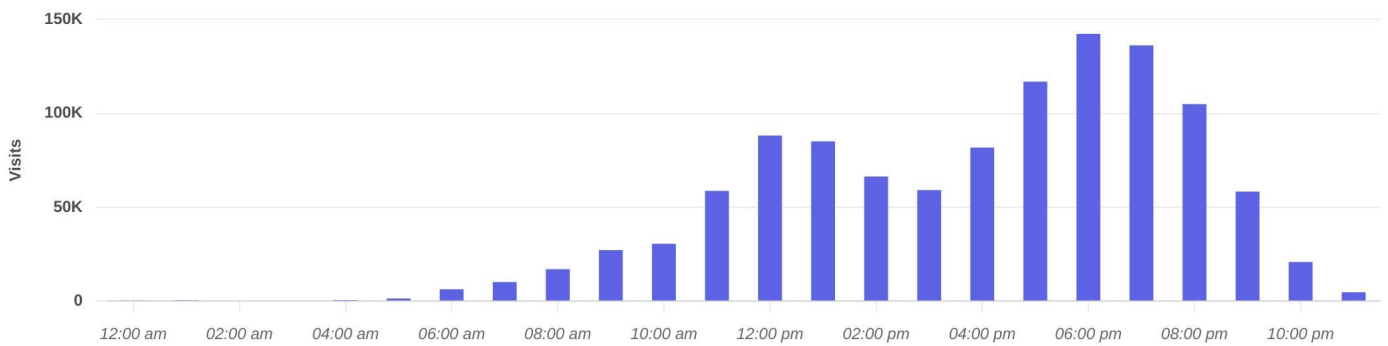


Visits | Jan 1st, 2023 - Dec 31st, 2023
Data provided by Placer Labs Inc. (www.placer.ai)



Hourly Visits

● **Ellisville Exchange**
Manchester Rd & Clarkson Rd, Ellisville, ...



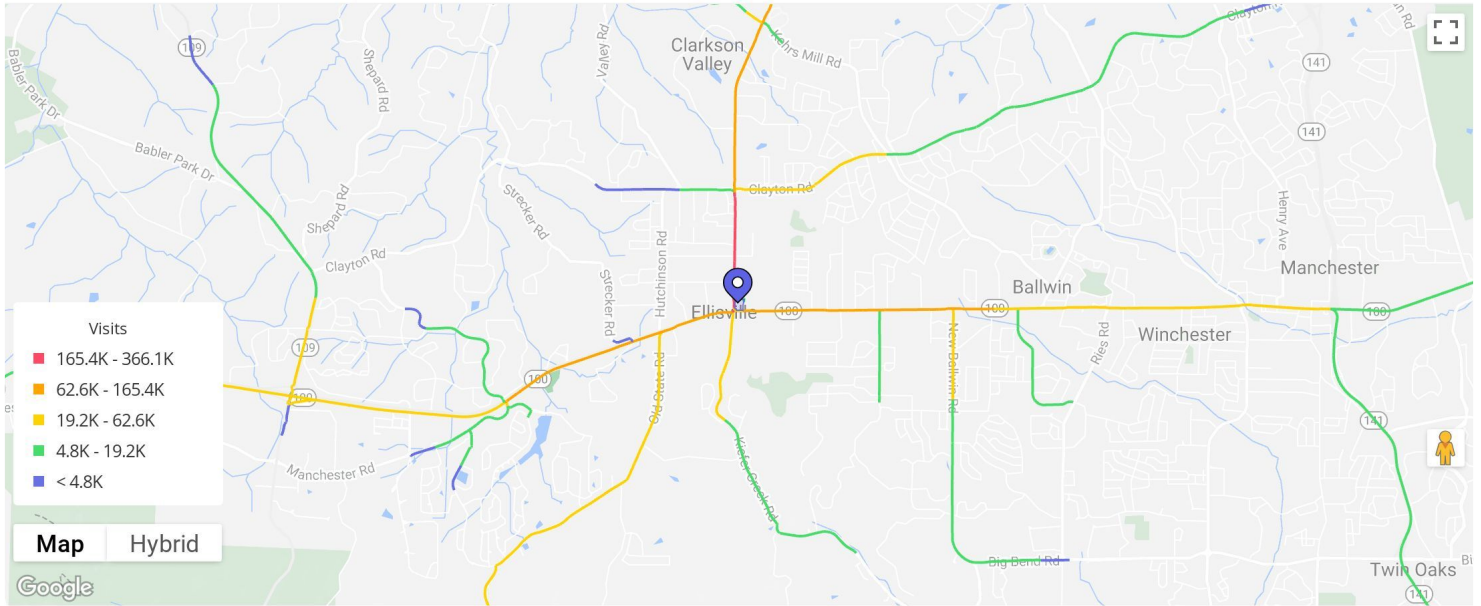
Visits | Jan 1st, 2023 - Dec 31st, 2023
Data provided by Placer Labs Inc. (www.placer.ai)



Property Overview

Jan 1 - Dec 31, 2023

Visitor Journey - Routes



To protect individual privacy, the beginning points shown for each route are approximations and do not represent actual home locations.

Journey Direction: To Property | Jan 1st, 2023 - Dec 31st, 2023
Data provided by Placer Labs Inc. (www.placer.ai)

