

# Property Overview

Mar 1, 2022 - Feb 28, 2023

## Metrics

### Ellisville Exchange

Manchester Rd & Clarkson Rd, Ellisville, M...

Visits	498.4K	Avg. Dwell Time	82 min
Visits / sq ft	N/A	Panel Visits	18.2K
Size - sq ft	N/A (GLA)	Visits YoY	+9.4%
Visitors	124.3K	Visits Yo2Y	+86.6%
Visit Frequency	4.01	Visits Yo3Y	+10.1%

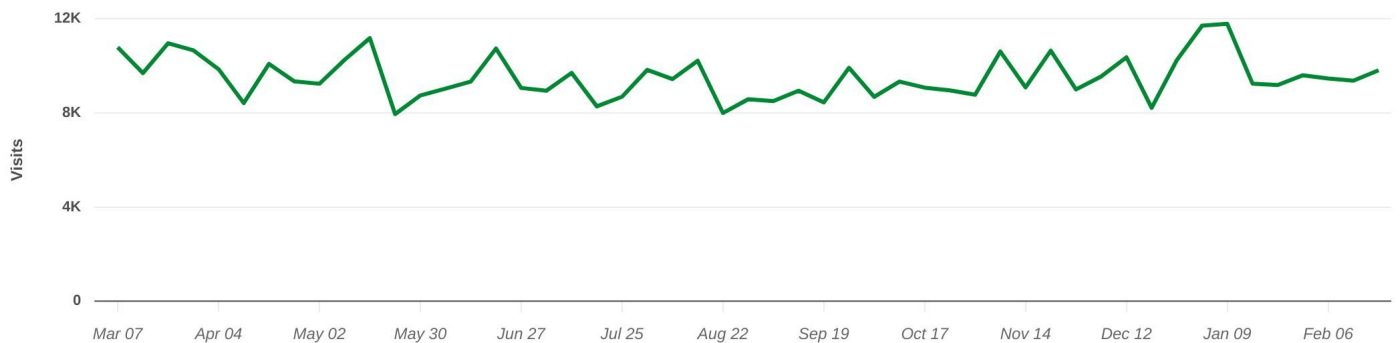
Mar 1st, 2022 - Feb 28th, 2023  
Data provided by Placer Labs Inc. ([www.placer.ai](http://www.placer.ai))



## Visits Trend

### Ellisville Exchange

Manchester Rd & Clarkson Rd, Ellisville, ...



Weekly | Visits | Mar 1st, 2022 - Feb 28th, 2023  
Data provided by Placer Labs Inc. ([www.placer.ai](http://www.placer.ai))

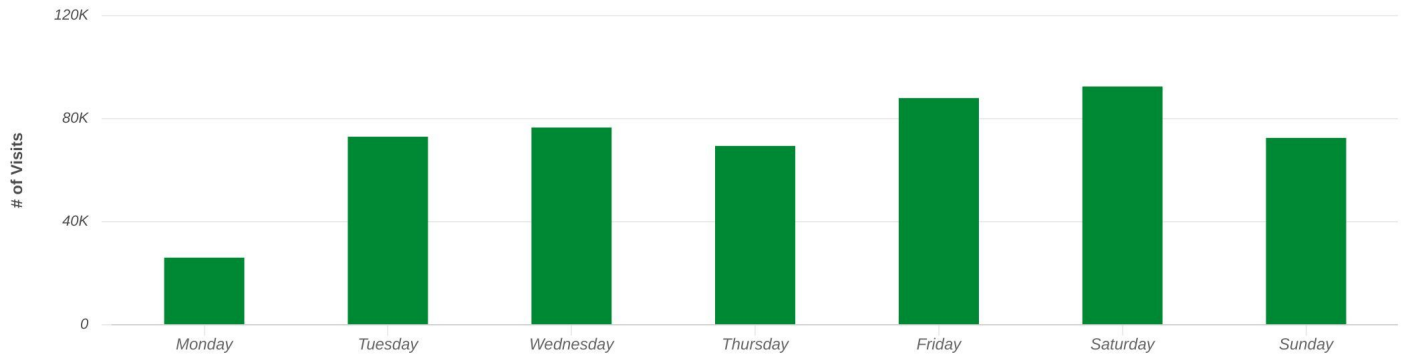


# Property Overview

Mar 1, 2022 - Feb 28, 2023

## Daily Visits

● **Ellisville Exchange**  
Manchester Rd & Clarkson Rd, Ellisville, ...

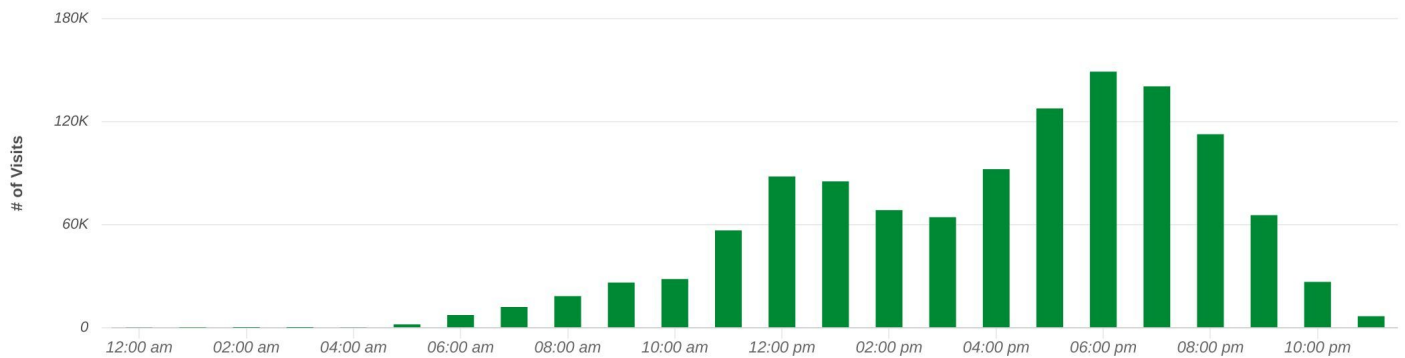


Visits | Mar 1st, 2022 - Feb 28th, 2023  
Data provided by Placer Labs Inc. ([www.placer.ai](http://www.placer.ai))



## Hourly Visits

● **Ellisville Exchange**  
Manchester Rd & Clarkson Rd, Ellisville, ...



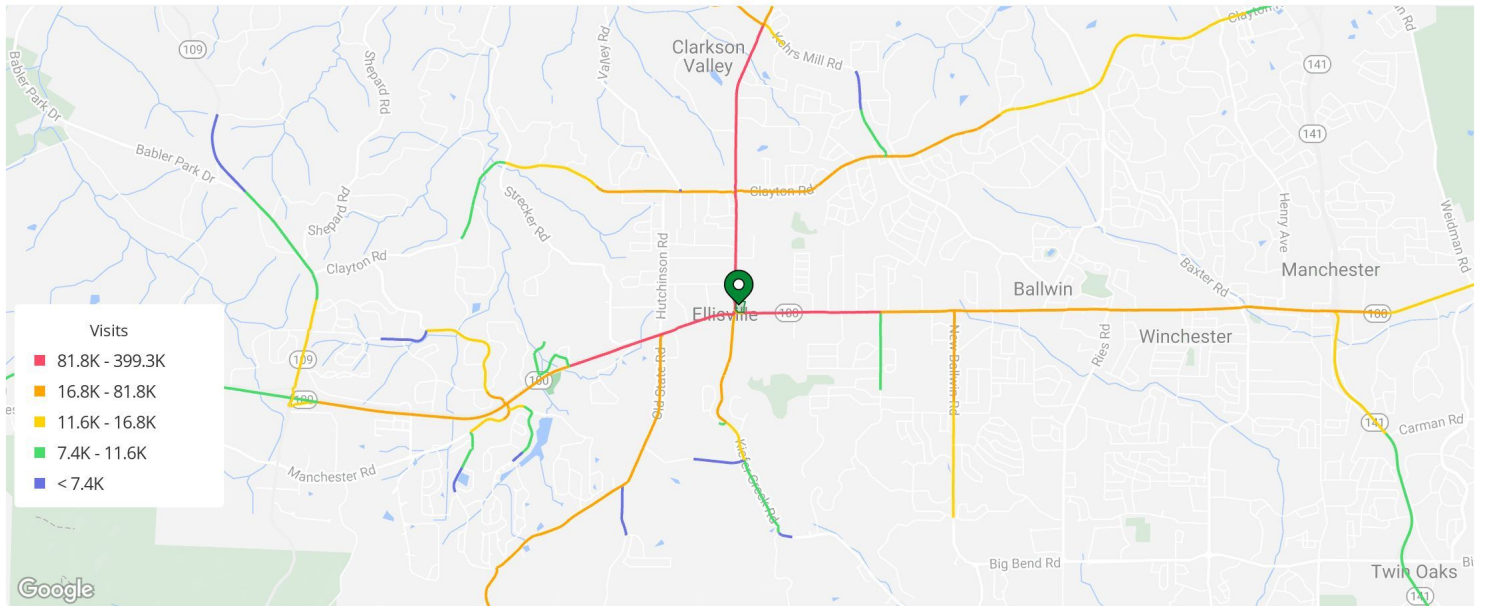
Visits | Mar 1st, 2022 - Feb 28th, 2023  
Data provided by Placer Labs Inc. ([www.placer.ai](http://www.placer.ai))



# Property Overview

Mar 1, 2022 - Feb 28, 2023

## Visitor Journey - Routes



To protect individual privacy, the beginning points shown for each route are approximations and do not represent actual home locations.

Journey Direction: To Property | Mar 1st, 2022 - Feb 28th, 2023  
Data provided by Placer Labs Inc. ([www.placer.ai](http://www.placer.ai))

