Property Overview

Oct 1, 2021 - Sep 30, 2022

Metrics

Ellisville Exchange
Manchester Rd & Clarkson Rd, Ellisville

Visits	517.4K	Visit Frequency	3.96
Visits / sq ft	N/A	Avg. Dwell Time	83 min
Visitors	131.3K	Panel Visits	15.7K

Oct 1st, 2021 - Sep 30th, 2022
Data provided by Placer Labs Inc. (www.placer.ai)

Placer.ai

Visits Trend

Ellisville Exchange
Manchester Rd & Clarkson Rd, Ellisv

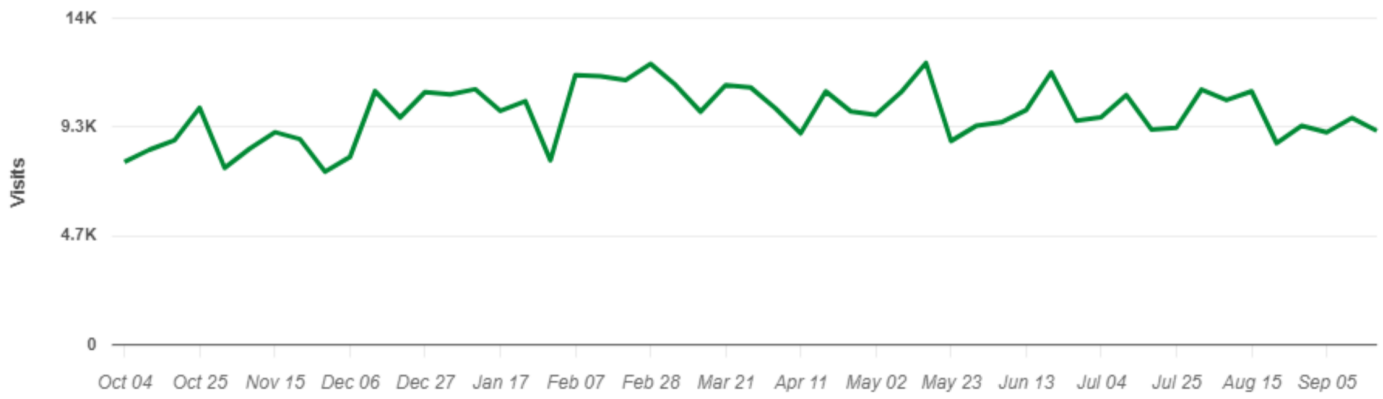

Weekly | Visits | Oct 1st, 2021 - Sep 30th, 2022
Data provided by Placer Labs Inc. (www.placer.ai)

Placer.ai

Property Overview

Oct 1, 2021 - Sep 30, 2022

Daily Visits

Ellisville Exchange
Manchester Rd & Clarkson Rd, Ellisv

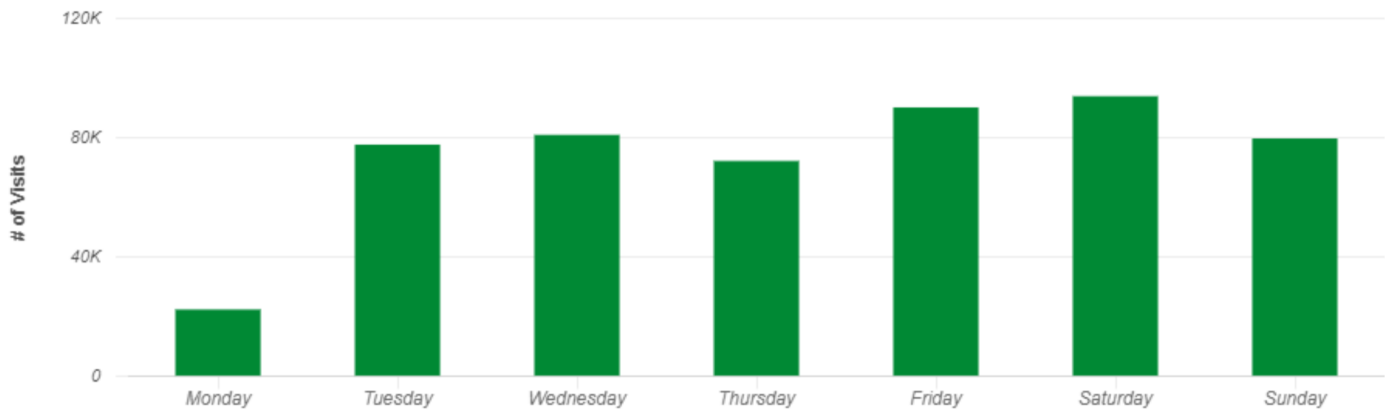

Visits | Oct 1st, 2021 - Sep 30th, 2022
Data provided by Placer Labs Inc. (www.placer.ai)

Placer.ai

Hourly Visits

Ellisville Exchange
Manchester Rd & Clarkson Rd, Ellisv

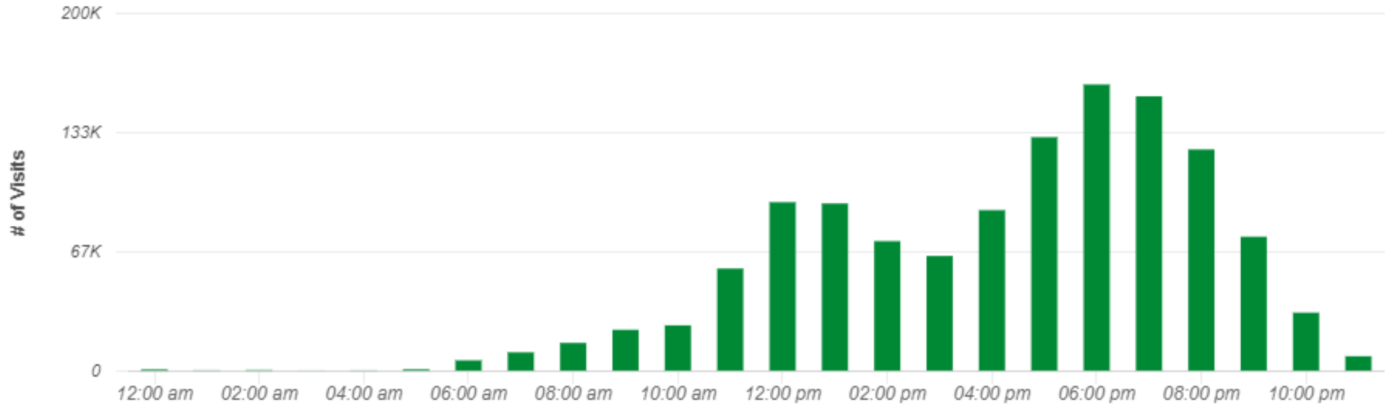

Visits | Oct 1st, 2021 - Sep 30th, 2022
Data provided by Placer Labs Inc. (www.placer.ai)

Placer.ai

Property Overview

Oct 1, 2021 - Sep 30, 2022

Visitor Journey - Routes

To protect individual privacy, the beginning points shown for each route are approximations and do not represent actual home locations.

Dismiss

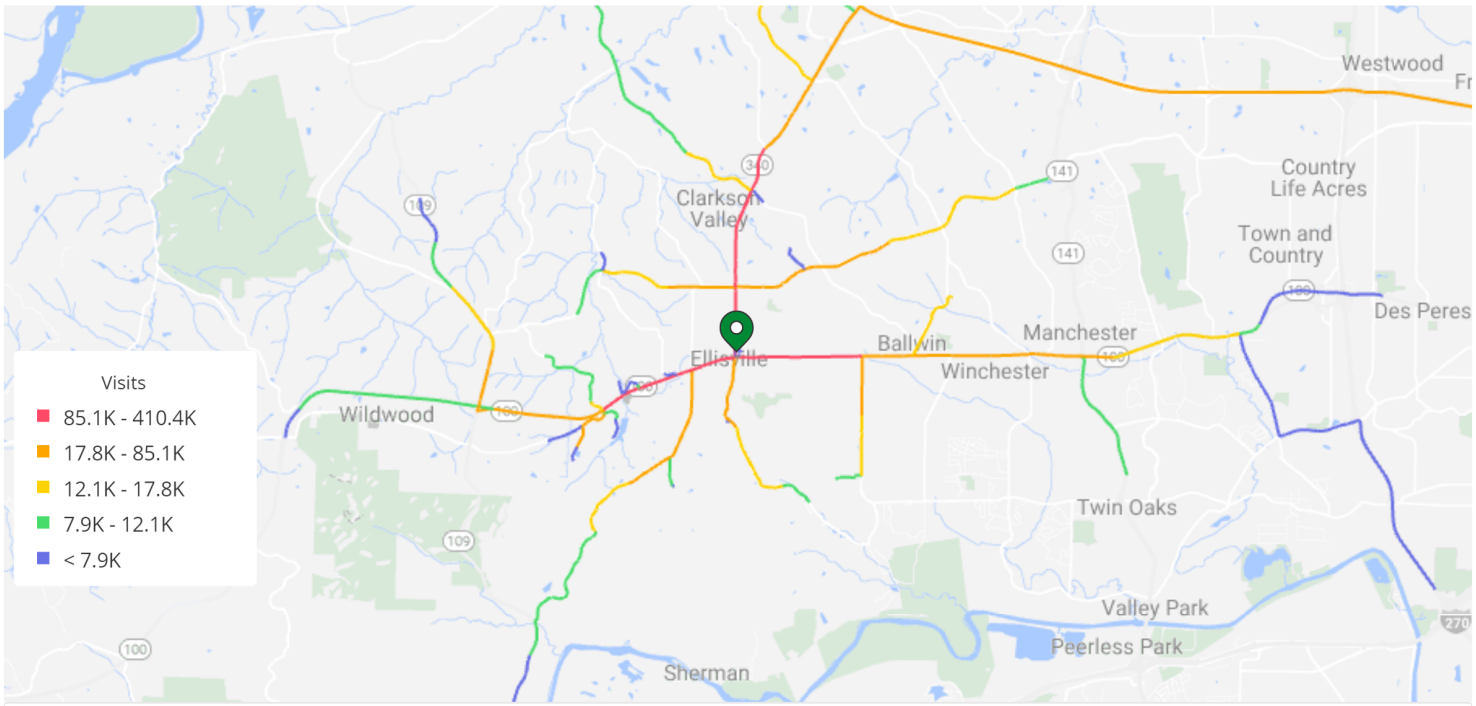

To protect individual privacy, the beginning points shown for each route are approximations and do not represent actual home locations.

Journey Direction: To Property | Oct 1st, 2021 - Sep 30th, 2022

Data provided by Placer Labs Inc. (www.placer.ai)

Placer.ai