

# Property Overview

Apr 1, 2022 - Mar 31, 2023

## Metrics

### Fenton Commons

721 Gravois Road, Fenton, MO 63026

Visits	564.9K	Avg. Dwell Time	54 min
Visits / sq ft	6.87	Panel Visits	27.6K
Size - sq ft	82.2K (GLA)	Visits YoY	-23.5%
Visitors	263.6K	Visits Yo2Y	+23.5%
Visit Frequency	2.14	Visits Yo3Y	-28.2%

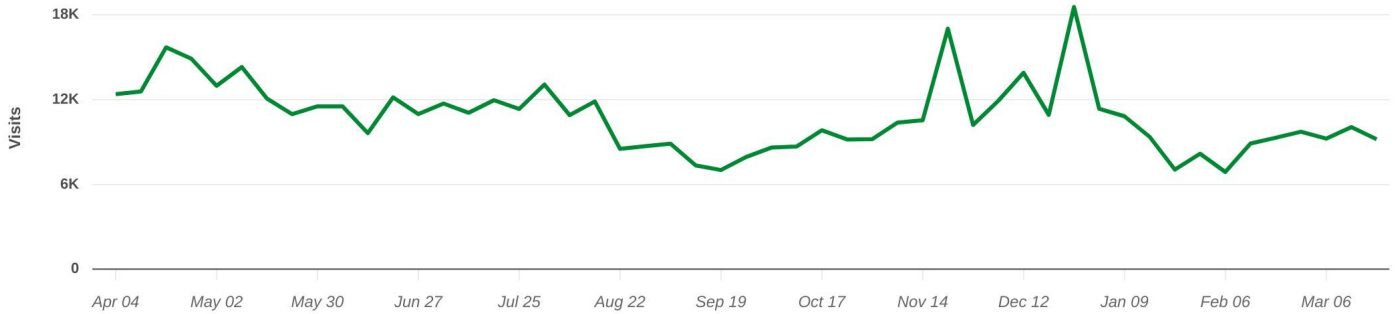
Apr 1st, 2022 - Mar 31st, 2023  
Data provided by Placer Labs Inc. ([www.placer.ai](http://www.placer.ai))



## Visits Trend

### Fenton Commons

Gravois Road, Fenton, MO



Weekly | Visits | Apr 1st, 2022 - Mar 31st, 2023  
Data provided by Placer Labs Inc. ([www.placer.ai](http://www.placer.ai))

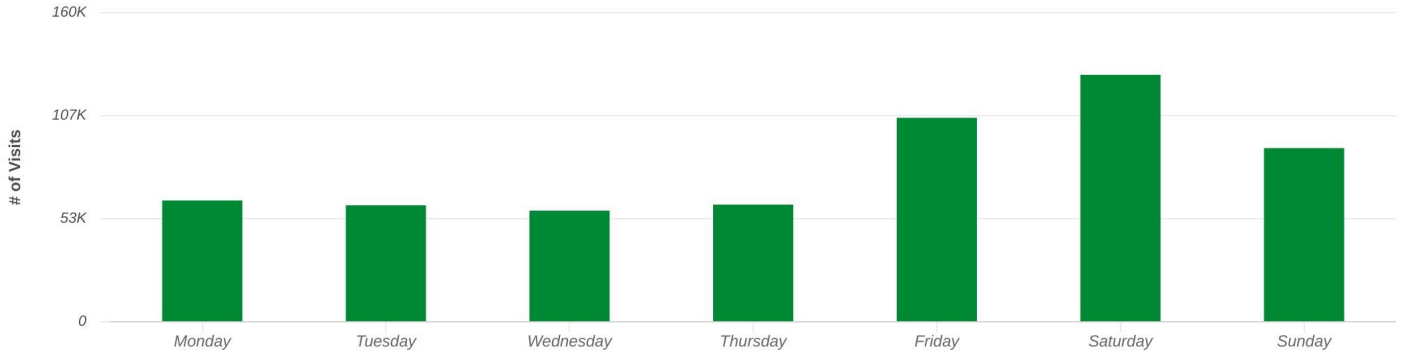


# Property Overview

Apr 1, 2022 - Mar 31, 2023

## Daily Visits

**Fenton Commons**  
721 Gravois Road, Fenton, MO 63026

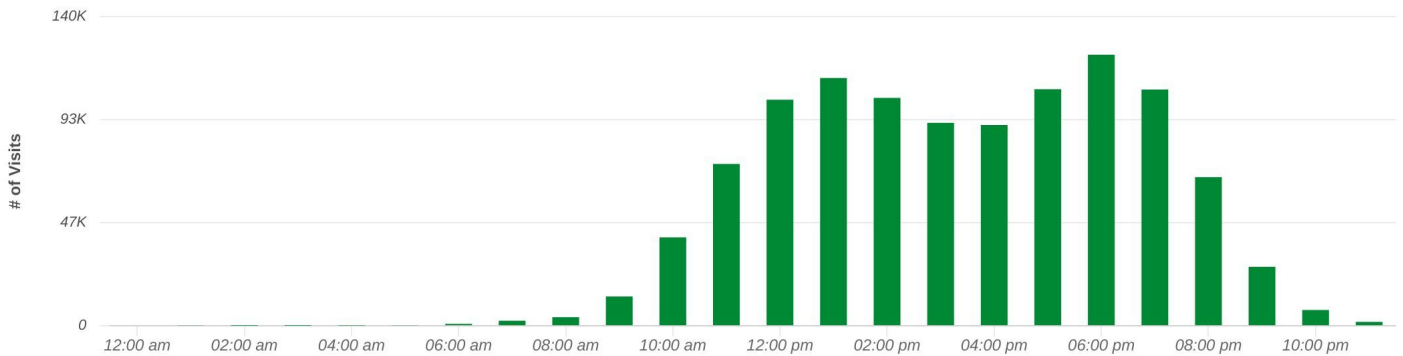


Visits | Apr 1st, 2022 - Mar 31st, 2023  
Data provided by Placer Labs Inc. ([www.placer.ai](http://www.placer.ai))



## Hourly Visits

**Fenton Commons**  
721 Gravois Road, Fenton, MO 63026



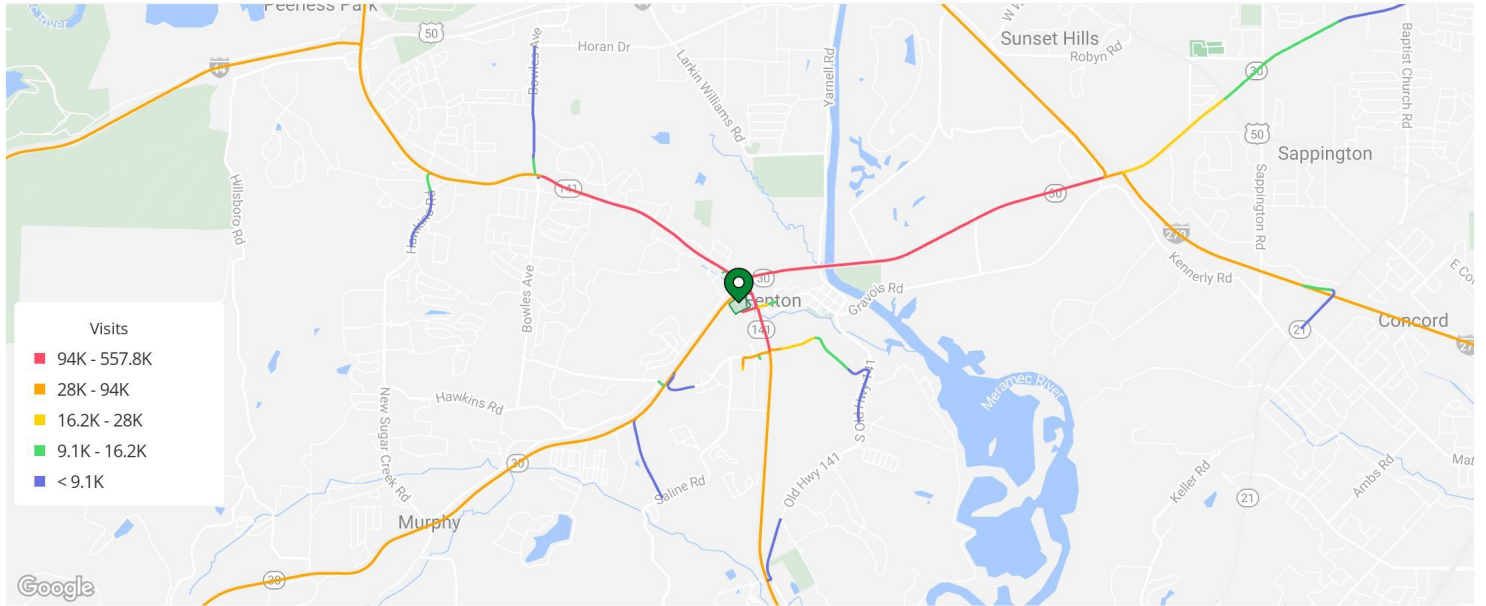
Visits | Apr 1st, 2022 - Mar 31st, 2023  
Data provided by Placer Labs Inc. ([www.placer.ai](http://www.placer.ai))



# Property Overview

Apr 1, 2022 - Mar 31, 2023

## Visitor Journey - Routes



To protect individual privacy, the beginning points shown for each route are approximations and do not represent actual home locations.

Journey Direction: To Property | Apr 1st, 2022 - Mar 31st, 2023  
Data provided by Placer Labs Inc. ([www.placer.ai](http://www.placer.ai))

