

Property Overview

Oct 1, 2021 - Sep 30, 2022

Metrics

● Mark Twain Village

1300-1465 Bass Pro Drive, St. Charles,

Visits	3.4M	Visit Frequency	2.88
Visits / sq ft	10.94	Avg. Dwell Time	103 min
Visitors	1.2M	Panel Visits	118.3K

Oct 1st, 2021 - Sep 30th, 2022

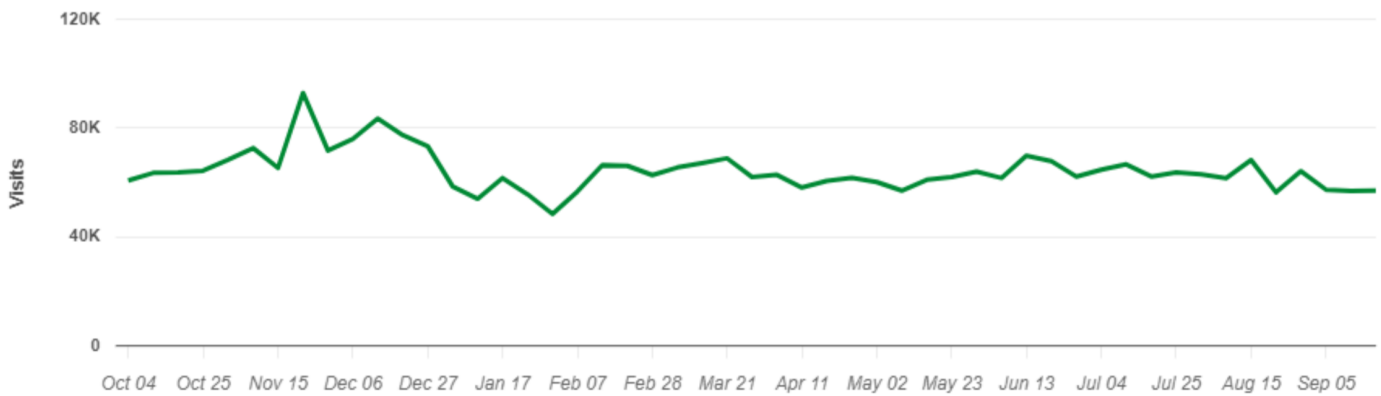
Data provided by Placer Labs Inc. (www.placer.ai)



Visits Trend

● Mark Twain Village

Bass Pro Drive, St. Charles, MO



Weekly | Visits | Oct 1st, 2021 - Sep 30th, 2022

Data provided by Placer Labs Inc. (www.placer.ai)



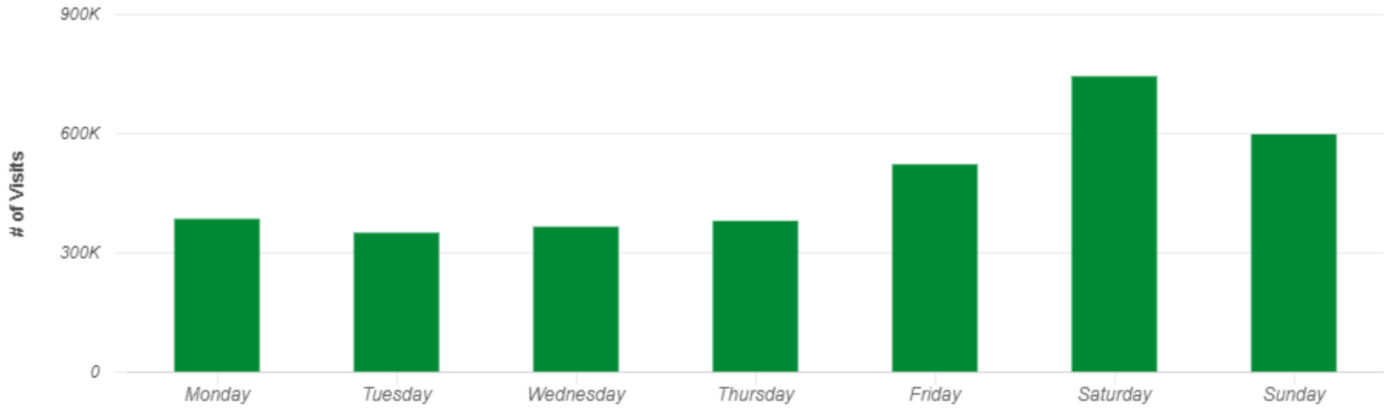
Property Overview

Oct 1, 2021 - Sep 30, 2022

Daily Visits

Mark Twain Village

1300-1465 Bass Pro Drive, St. Charles



Visits | Oct 1st, 2021 - Sep 30th, 2022

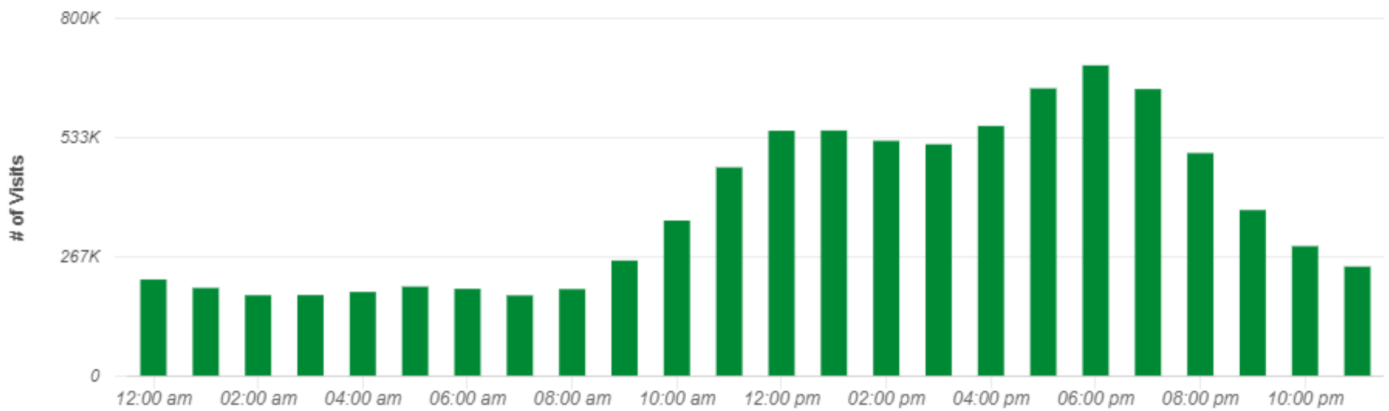
Data provided by Placer Labs Inc. (www.placer.ai)



Hourly Visits

Mark Twain Village

1300-1465 Bass Pro Drive, St. Charles



Visits | Oct 1st, 2021 - Sep 30th, 2022

Data provided by Placer Labs Inc. (www.placer.ai)

