

# Property Overview

Aug 1, 2023 - Jul 31, 2024

## Metrics

### King City Square

415 S 42nd St, Mount Vernon, IL 62864

Visits	1.3M	Avg. Dwell Time	29 min
Visits / sq ft	14.28	Panel Visits	117.8K
Size - sq ft	94.4K (GLA)	Visits YoY	+0.5%
Visitors	149.6K	Visits Yo2Y	-2.6%
Visit Frequency	9.04	Visits Yo3Y	-3%

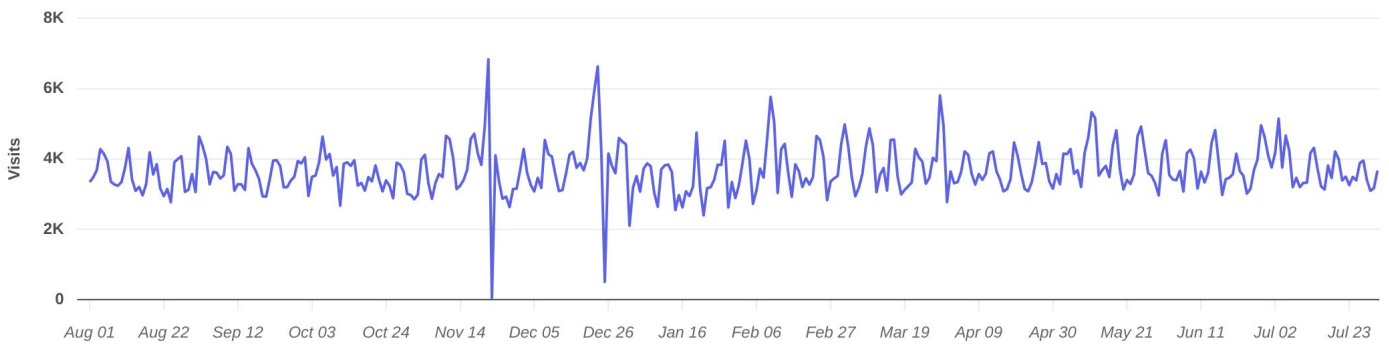
Aug 1st, 2023 - Jul 31st, 2024  
Data provided by Placer Labs Inc. ([www.placer.ai](http://www.placer.ai))



## Visits Trend

### King City Square

S 42nd St, Mount Vernon, IL



Daily | Visits | Aug 1st, 2023 - Jul 31st, 2024  
Data provided by Placer Labs Inc. ([www.placer.ai](http://www.placer.ai))



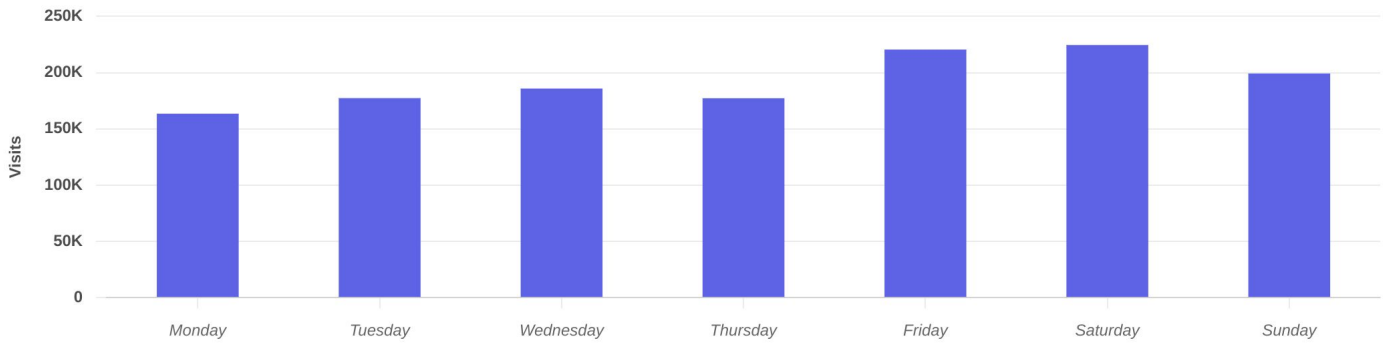
# Property Overview

Aug 1, 2023 - Jul 31, 2024

## Daily Visits

### King City Square

415 S 42nd St, Mount Vernon, IL 62864



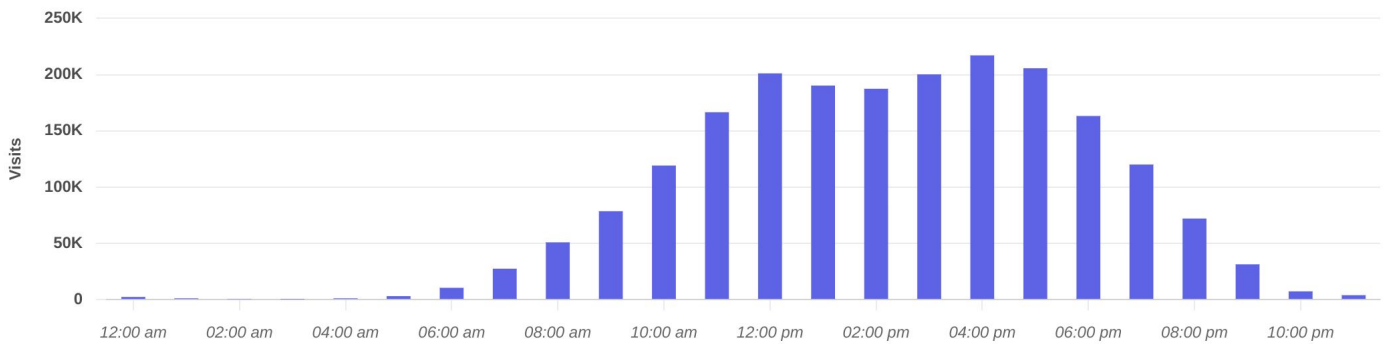
Visits | Aug 1st, 2023 - Jul 31st, 2024  
Data provided by Placer Labs Inc. ([www.placer.ai](http://www.placer.ai))



## Hourly Visits

### King City Square

415 S 42nd St, Mount Vernon, IL 62864



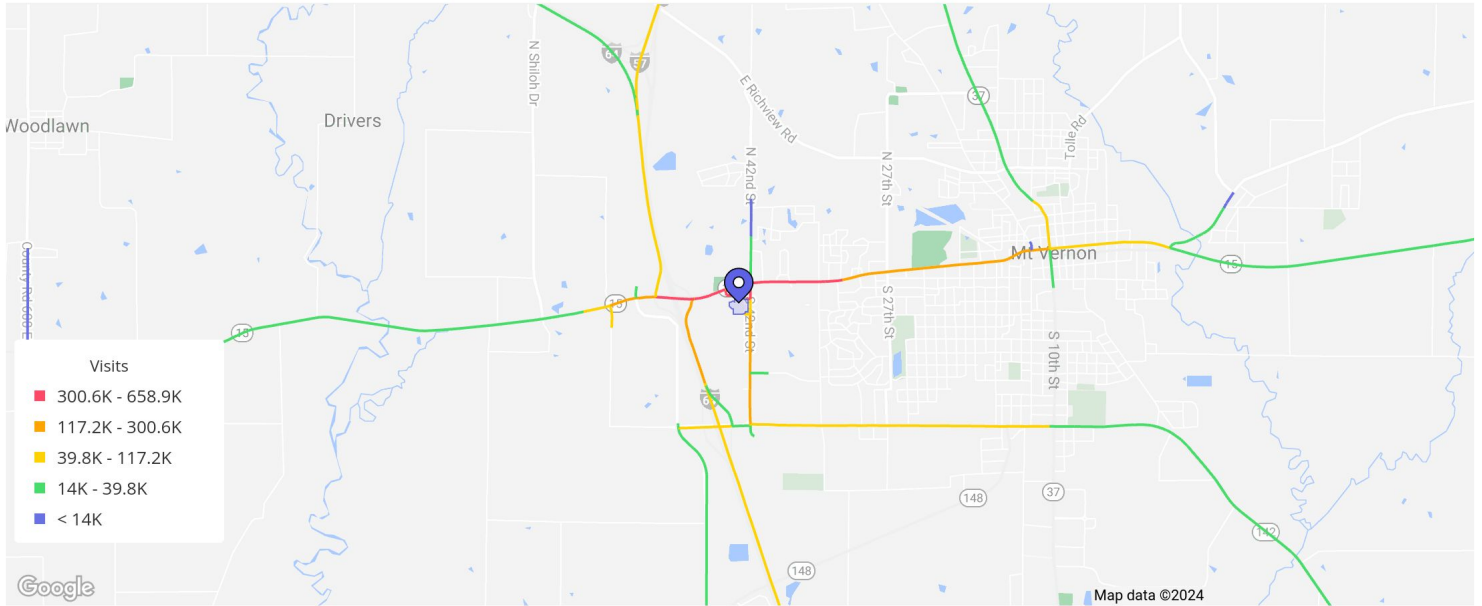
Visits | Aug 1st, 2023 - Jul 31st, 2024  
Data provided by Placer Labs Inc. ([www.placer.ai](http://www.placer.ai))



# Property Overview

Aug 1, 2023 - Jul 31, 2024

## Visitor Journey - Routes



To protect individual privacy, the beginning points shown for each route are approximations and do not represent actual home locations.

Journey Direction: To Property | Aug 1st, 2023 - Jul 31st, 2024  
Data provided by Placer Labs Inc. ([www.placer.ai](http://www.placer.ai))

