

Property Overview

Mar 1, 2023 - Feb 29, 2024

Metrics

King City Square

415 S 42nd St, Mount Vernon, IL 62864

Visits	1.3M	Visitors	144.4K
Visits / sq ft	150.95	Visit Frequency	9.17
Size - sq ft	8.8K (GLA)	Avg. Dwell Time	29 min

Mar 1st, 2023 - Feb 29th, 2024

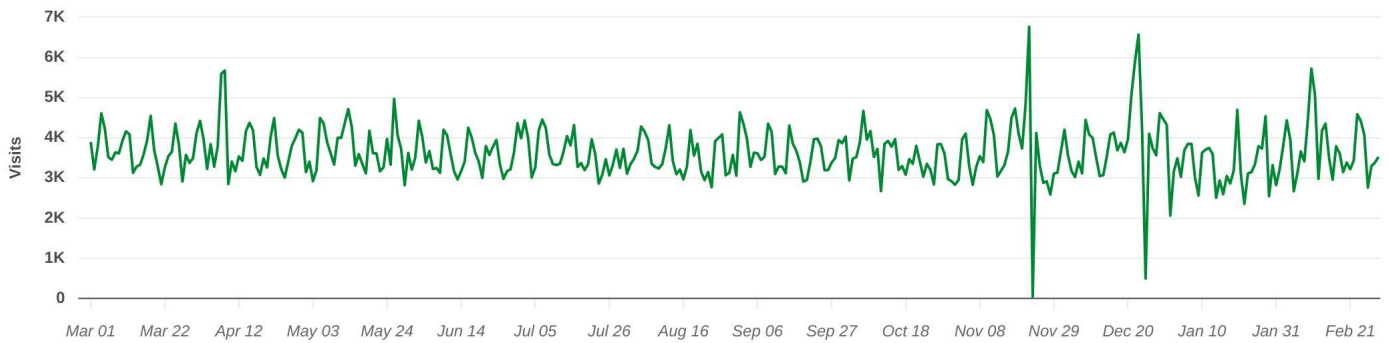
Data provided by Placer Labs Inc. (www.placer.ai)



Visits Trend

King City Square

S 42nd St, Mount Vernon, IL



Daily | Visits | Mar 1st, 2023 - Feb 29th, 2024

Data provided by Placer Labs Inc. (www.placer.ai)

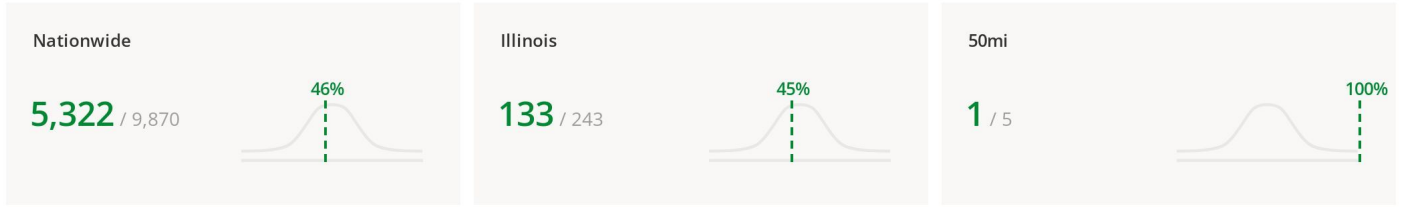


Property Overview

Mar 1, 2023 - Feb 29, 2024

Ranking Overview

King City Square
415 S 42nd St, Mount Vernon, IL 62864

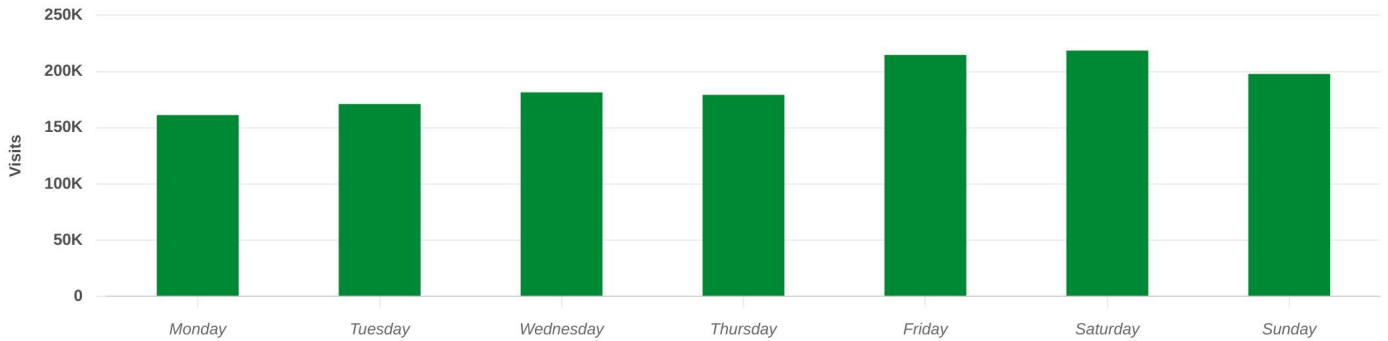


Category: Neighborhood Centers | Visits | Mar 1st, 2023 - Feb 29th, 2024
Data provided by Placer Labs Inc. (www.placer.ai)



Daily Visits

King City Square
415 S 42nd St, Mount Vernon, IL 62864



Visits | Mar 1st, 2023 - Feb 29th, 2024
Data provided by Placer Labs Inc. (www.placer.ai)



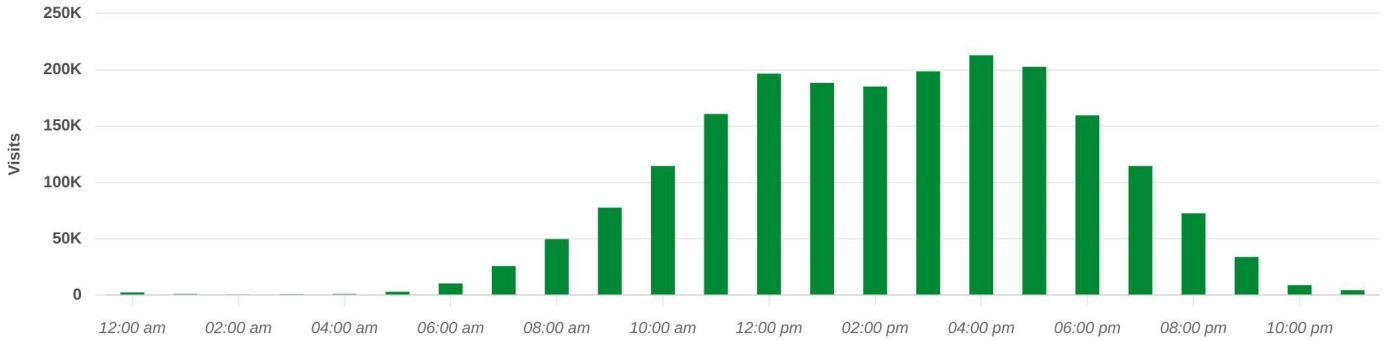
Property Overview

Mar 1, 2023 - Feb 29, 2024

Hourly Visits

King City Square

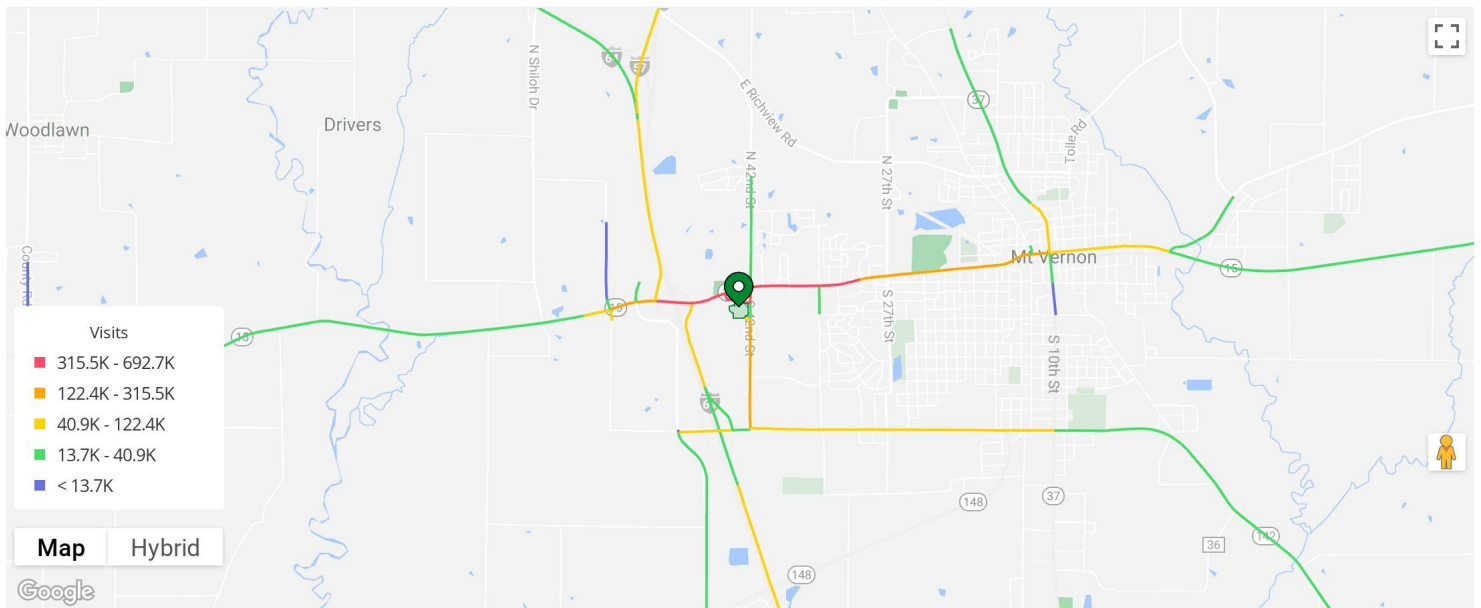
415 S 42nd St, Mount Vernon, IL 62864



Visits | Mar 1st, 2023 - Feb 29th, 2024
Data provided by Placer Labs Inc. (www.placer.ai)



Visitor Journey - Routes



To protect individual privacy, the beginning points shown for each route are approximations and do not represent actual home locations.

Journey Direction: To Property | Mar 1st, 2023 - Feb 29th, 2024
Data provided by Placer Labs Inc. (www.placer.ai)

